



# PRODUCT CATALOGUE



medin.by

Medindustria Service Ltd Republic of Belarus  
tel./fax: (+375 17) 543 19 21, 543 19 22 e-mail: med@medin.by




This catalog is advertising material. The manufacturer reserves the right to make changes in order to improve product designs.

# TABLE OF CONTENTS



OPERATING TABLES



ADDITIONAL  
ACCESSORIES FOR  
OPERATING TABLES



OBSTETRICS &  
GYNECOLOGY



PATIENT TRANSPORTERS



MULTIPURPOSE MEDICAL  
CHAIRS



MEDICAL FURNITURE

## NOTATIONS



Maximum table load



Weight



Manual control



Hand control panel



Usability for people  
with disability



Safe working load



Foot control



Foot control panel



OPERATING TABLES





# OM-DELTA-PLUS-02

GENERAL SURGERY OPERATING TABLE



- Electrohydraulic table with backup mechano-hydraulic drive
- Programmable table top positions



Used with the following KPP sets:

- 01 02 03 04 05 06 07 08 09 10 11 12 13 15 16 17 18 26 27 28 29 30 31 32 33 34 35 36 37 38 39 40 41 42 43

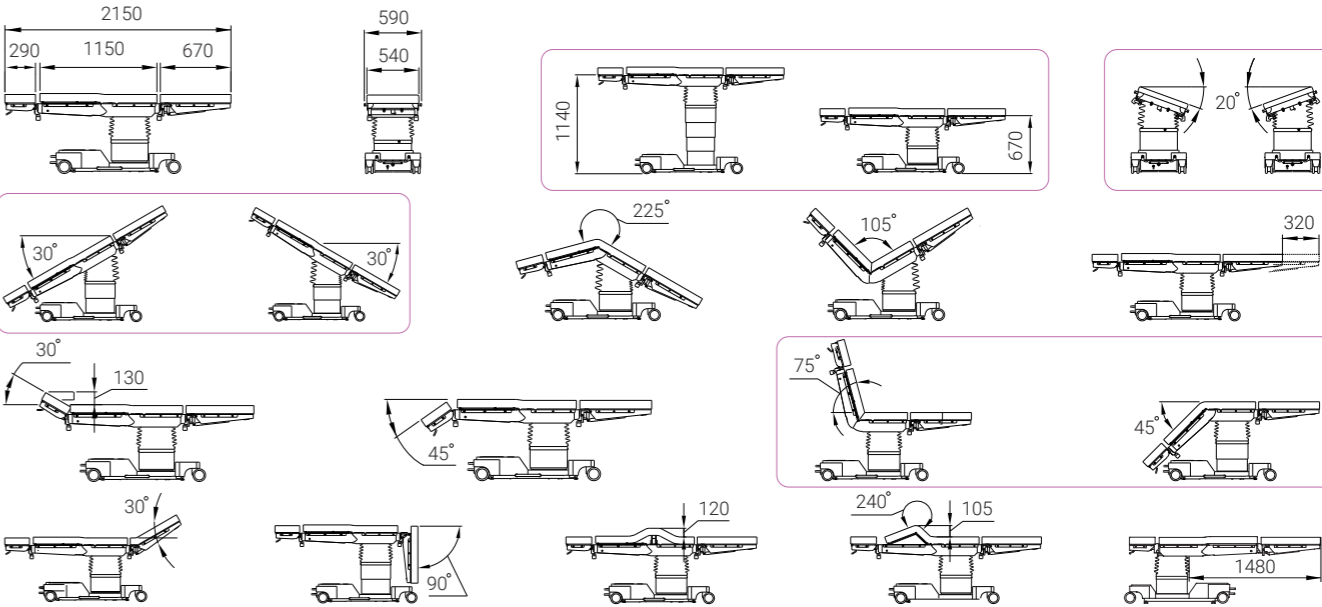


# OM-DELTA-PLUS-02


GENERAL SURGERY OPERATING TABLE



Functions	OM-DELTA-PLUS-02
Table top height	 
Table top lateral tilts	 
Table top longitudinal tilts	 
Table top zero position	
Table top longitudinal shift	
Dorsal section tilts	 
Head section tilts	
Leg section tilts	
Kidney bridge lift	
Dorsal section bending	
Extensible support shift	



Accessories






# OK-BETA PLUS

UNIVERSAL OPERATING TABLE OUK-02-1




- Electrohydraulic table with backup mechano-hydraulic drive
- Programmable table top positions



Used with the following KPP sets:




- 010203040506070809101112131415161718
- 262728293031323334353637383940414243

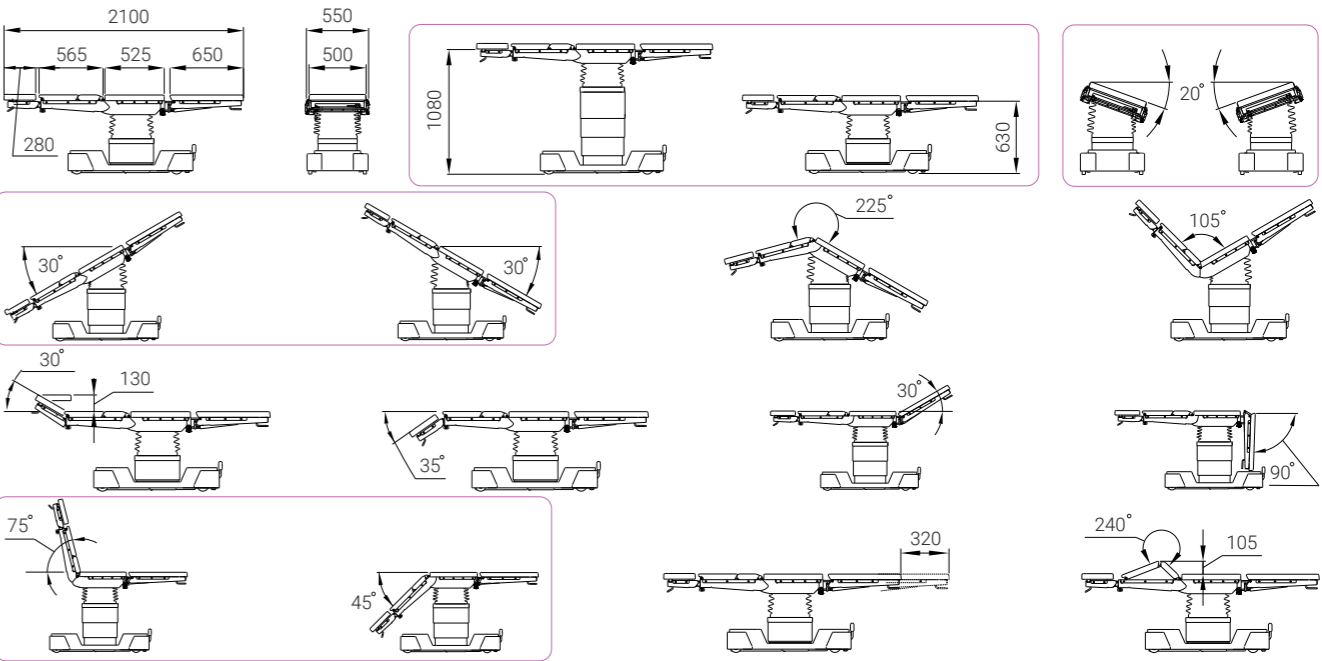


# OK-BETA PLUS

UNIVERSAL OPERATING TABLE OUK-02-1



Functions	OK-BETA PLUS
Table top height	 
Table top lateral tilts	 
Table top longitudinal tilts	 
Table top zero position	
Table top longitudinal shift	
Dorsal section tilts	 
Head section tilts	
Leg section tilts	
Dorsal section bending	
Extensible support shift	



### Accessories




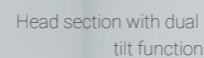
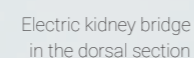
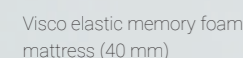
Wireless remote control



Pedal control unit



- Unique solution for thoracic surgery
- Electrohydraulic table with backup mechano-hydraulic drive
- The surgeon has the greatest possible access to the operating field

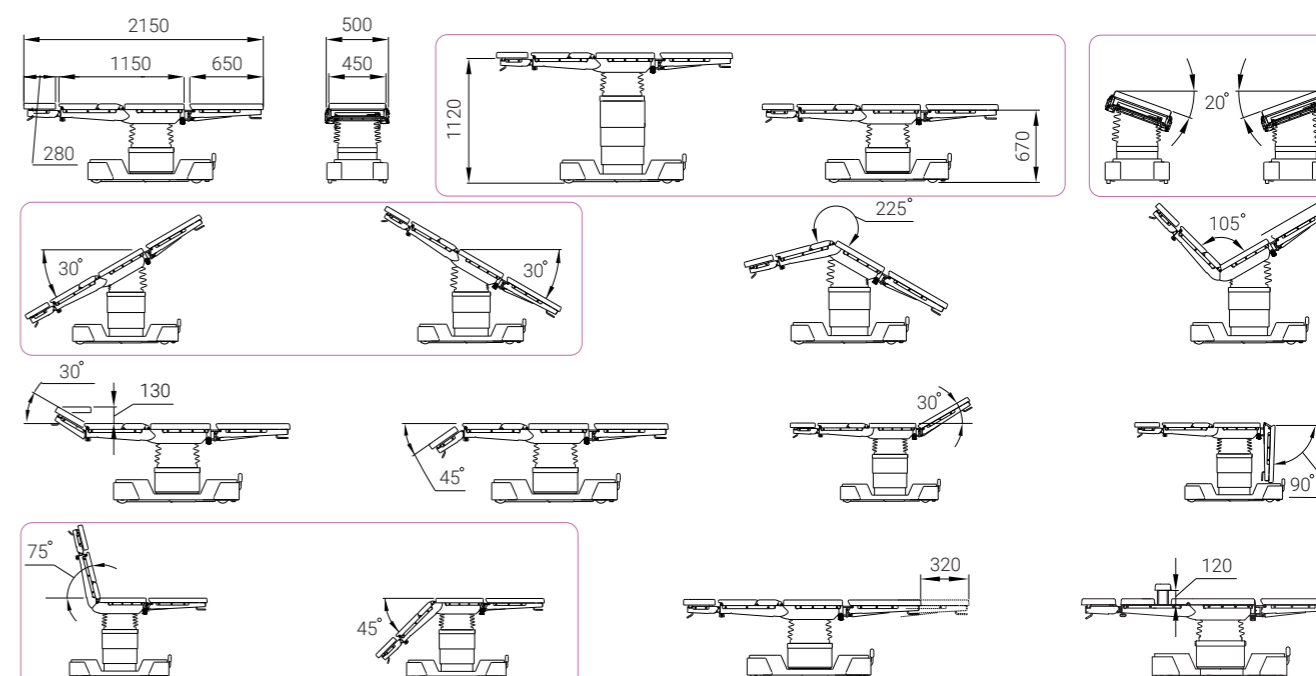


Used with the following KPP sets:

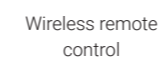
01						07				10						15	16	17	18									26	27			29	30	31	32	33	34			36	37	38	39	40	41			43
----	--	--	--	--	--	----	--	--	--	----	--	--	--	--	--	----	----	----	----	--	--	--	--	--	--	--	--	----	----	--	--	----	----	----	----	----	----	--	--	----	----	----	----	----	----	--	--	----



Functions	OUK-02-2
Table top height	 
Table top lateral tilts	 
Table top longitudinal tilts	 
Table top zero positioning	
Table top longitudinal shift	
Dorsal section tilts	 
Head section tilts	
Leg section tilts	
Kidney bridge lift	
Extensible support shift	



## Accessories






OM-DELTA

GENERAL SURGERY OPERATING TABLES



LEARN MORE

- Electrohydraulically adjustable general surgery operating tables
- Programmable table top positions



Used with the following KPP sets:

- 01

02

03

04

05

06

07

08

09

10

11

12

13

14

15

16

17

18

19

20

21

22

23

24

25

26

27

28

29

30

31

32

33

34

35

36

37

38

39

40

41

42

43

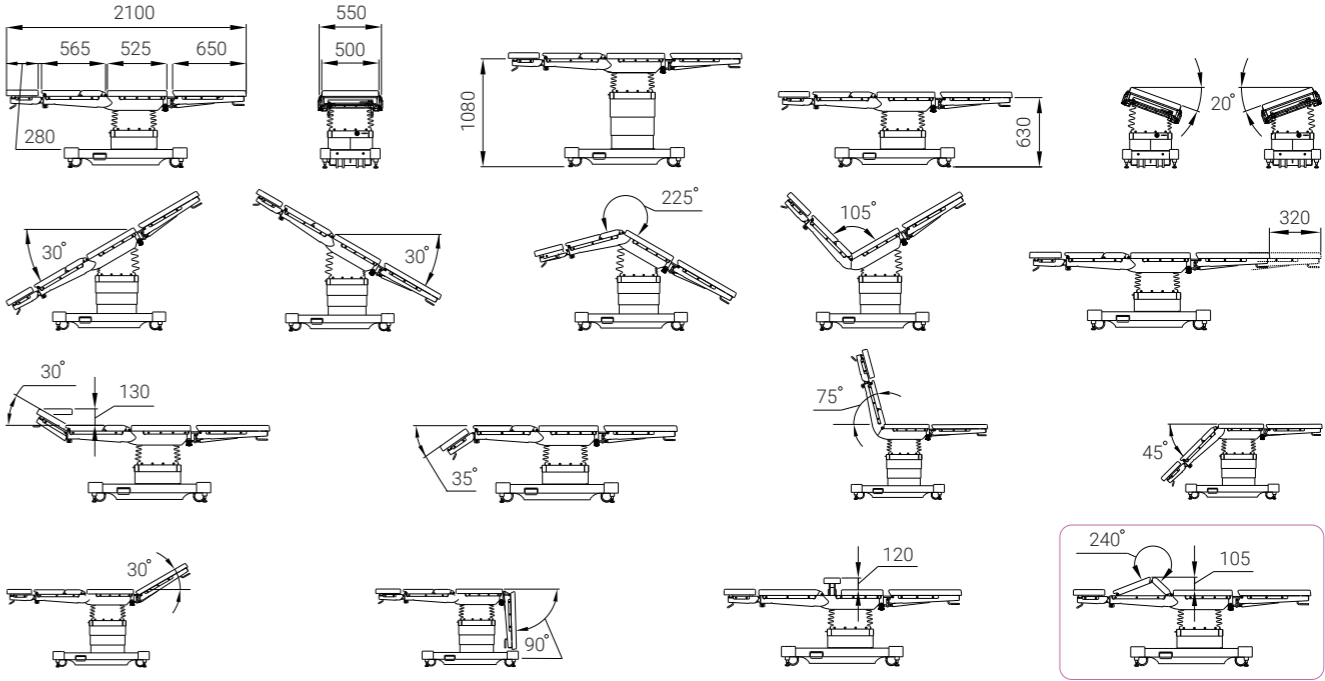


OM-DELTA

GENERAL SURGERY OPERATING TABLES



Functions	OM-DELTA-01	OM-DELTA-02
Table top height		
Table top lateral tilts		
Table top longitudinal tilts		
Table top zero position		
Table top longitudinal shift		
Dorsal section tilts		
Head section tilts		
Leg section tilts		
Kidney bridge lift		
Dorsal section bending	NO	
Extensible support shift		



Accessories



Wireless remote control



# OK-TETA PLUS

GENERAL SURGERY TABLES



- New generation of high-functioning electromechanical tables for all types of surgical procedures
- Programmable table top positions



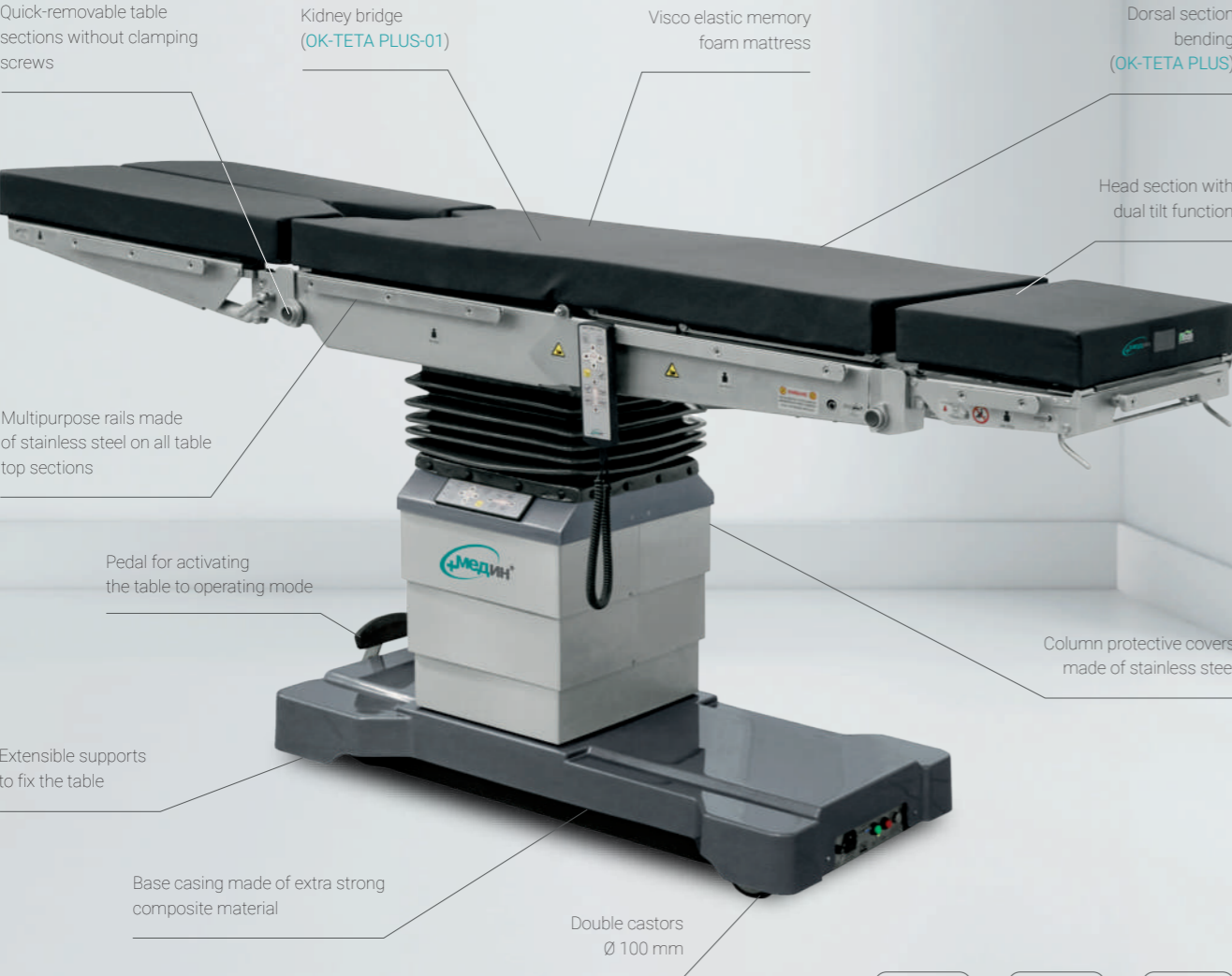
Quick-removable table sections without clamping screws



Visco elastic memory foam mattress



Dorsal section bending (OK-TETA PLUS)



Used with the following KPP sets:





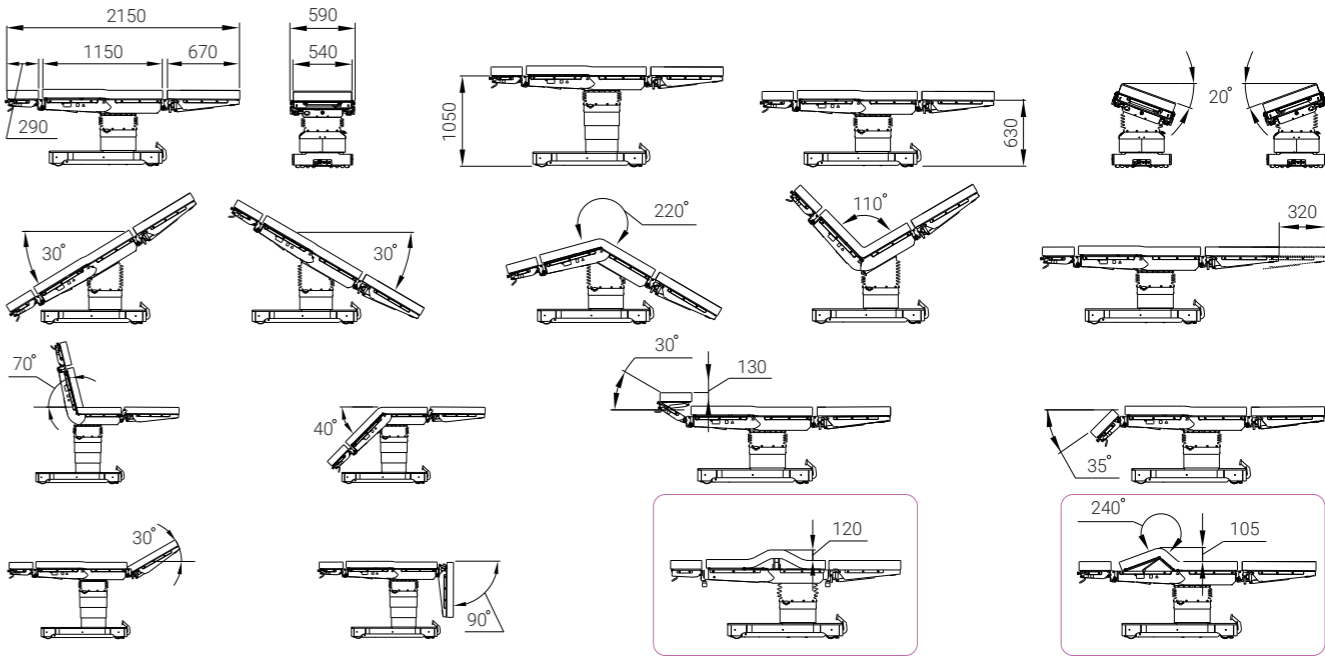


# OK-TETA PLUS

GENERAL SURGERY TABLES



Functions	OK-TETA PLUS	OK-TETA PLUS-01
Table top height		
Table top lateral tilts		
Table top longitudinal tilts		
Table top zero position		
Table top longitudinal shift		
Dorsal section tilts		
Head section tilts		
Leg section tilts		
Kidney bridge lift	NO	
Dorsal section bending		NO
Extensible support shift		



### Accessories



Wireless remote control



Pedal control panel

 **OK-TETA**  
GENERAL SURGERY TABLES

- New generation of high-functioning electromechanical tables for all types of surgical procedures



LEARN MORE



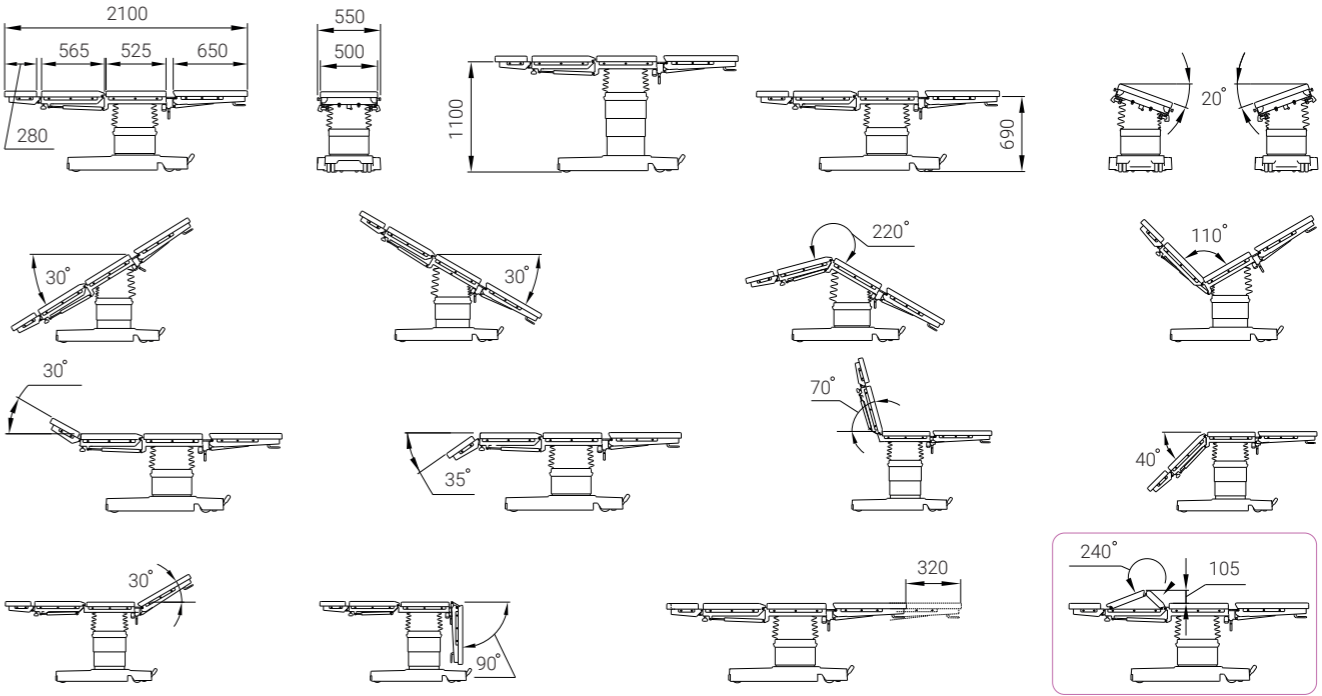
Used with the following KPP sets:

- 01 02 03 04 05 06 07 08 09 10 11 12 13 14 15 16 17 18
- 26 27 28 29 30 31 32 33 34 35 36 37 38 39 40 41 42 43

 **OK-TETA**  
GENERAL SURGERY TABLES



Functions	OK-TETA	OK-TETA-01
Table top height		
Table top lateral tilts		
Table top longitudinal tilts		
Table top zero position		
Table top longitudinal shift		
Dorsal section tilts		
Head section tilts		
Leg section tilts		
Dorsal section bending	NO	
Extensible support shift		









































- New generation of high-functioning electromechanical tables for all types of surgical procedures

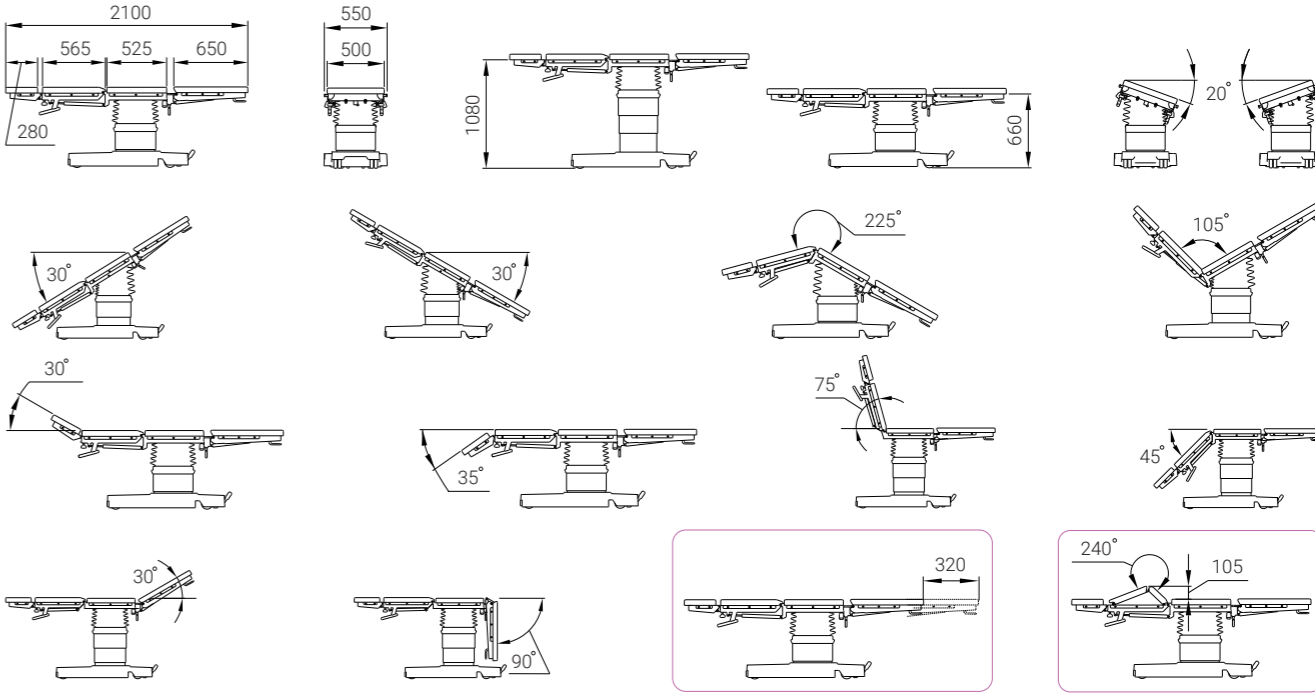


Used with the following KPP sets:

- 01 02 03 04 05 06 07 08 09 10 11 12 13 14 15 16 17 18
- 26 27 28 29 30 31 32 33 34 35 36 37 38 39 40 41 42 43



Functions	OK-BETA	OK-BETA-01	OK-BETA-02	OK-BETA-03
Table top height				
Lateral tilts				
Table top longitudinal tilts				
Table top zero position				
Table top longitudinal shift	NO	NO		
Dorsal section tilts				
Head section tilts				
Leg section tilts				
Dorsal section bending	NO		NO	
Extensible support shift				



MEDIN ALFA  
OPERATING TABLE OU-01K



- Universal operating tables with mechano-hydraulic adjustment for all types of surgical procedures
- Ideal for the most challenging work environments



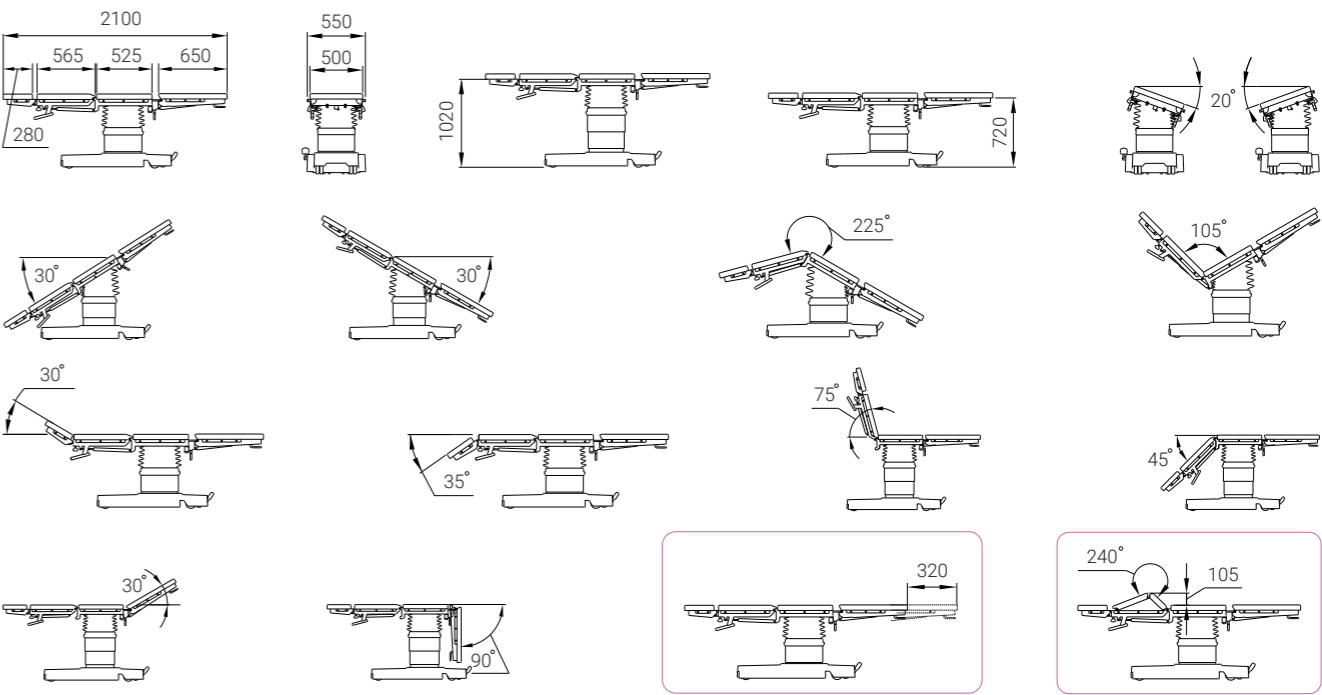
Used with the following KPP sets:

01 02 03 04 05 06 07 08 09 10 11 12 13 14 15 16 17 18 26 27 28 29 30 31 32 33 34 35 36 37 38 39 40 41 42 43

MEDIN ALFA  
OPERATING TABLE OU-01K



Functions	OU-01K	OU-01K-01	OU-01K-02	OU-01K-03
Table top height				
Lateral tilts				
Table top longitudinal tilts				
Table top longitudinal shift	NO	NO		
Dorsal section tilts				
Head section tilts				
Leg section tilts				
Dorsal section bending	NO		NO	
Extensible support shift				





OK-EPSILON

UNIVERSAL OPERATING TABLE OUK-01

• Mechano-hydraulically adjustable universal operating table



Used with the following KPP sets:

01

05

07

08

10

12

14

15

16

17

18

26

27

29

30

31

32

33

34

35

36

37

38

39

40

41








43

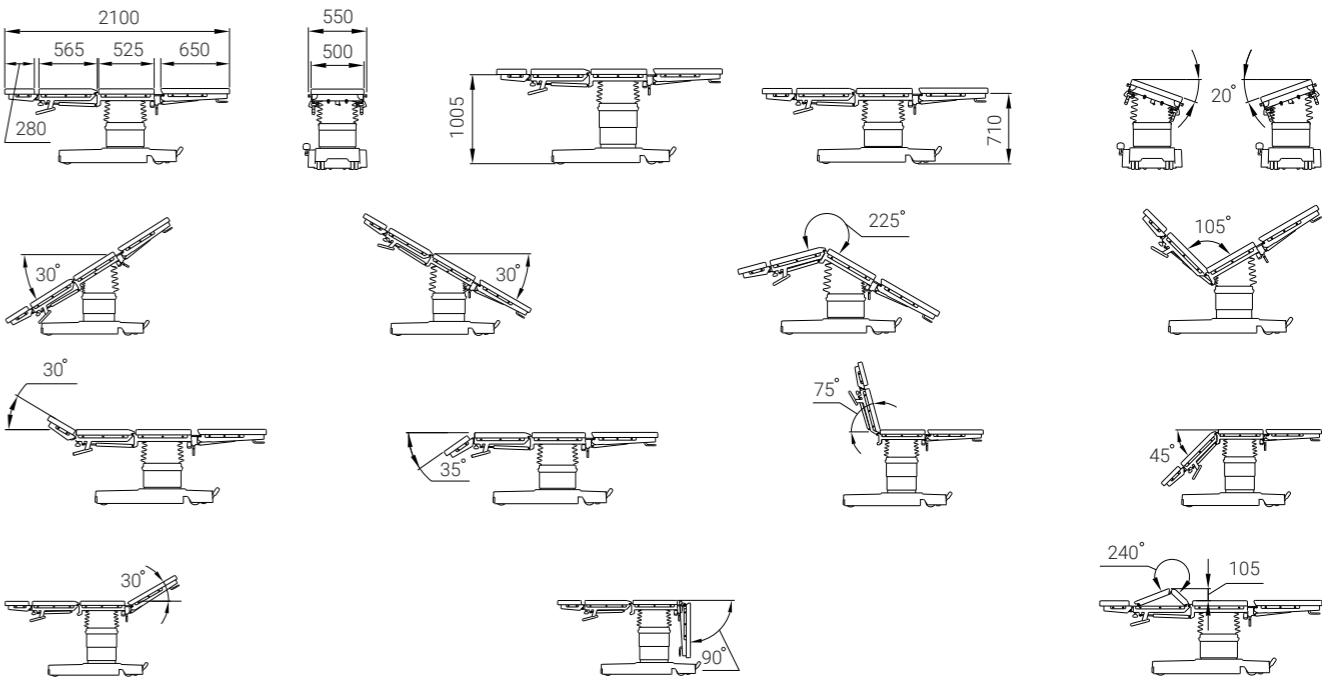


OK-EPSILON

UNIVERSAL OPERATING TABLE OUK-01



Functions	OUK-01
Table top height	
Table top lateral tilts	
Table top longitudinal tilts	
Dorsal section tilts	
Head section tilts	
Leg section tilts	
Extensible support shift	





# OK-GAMMA MOBILE

OPERATING TABLES



- Mechano-hydraulically adjustable general surgery operating tables
- Easy to move due to antistatic double castors with a central-locking brake



Used with the following KPP sets:

- 01

05

07

08

10

12

14

15

16

17

18

26

27

29

30

31

32

33

34

35

36

37

38

39

40

41



















43

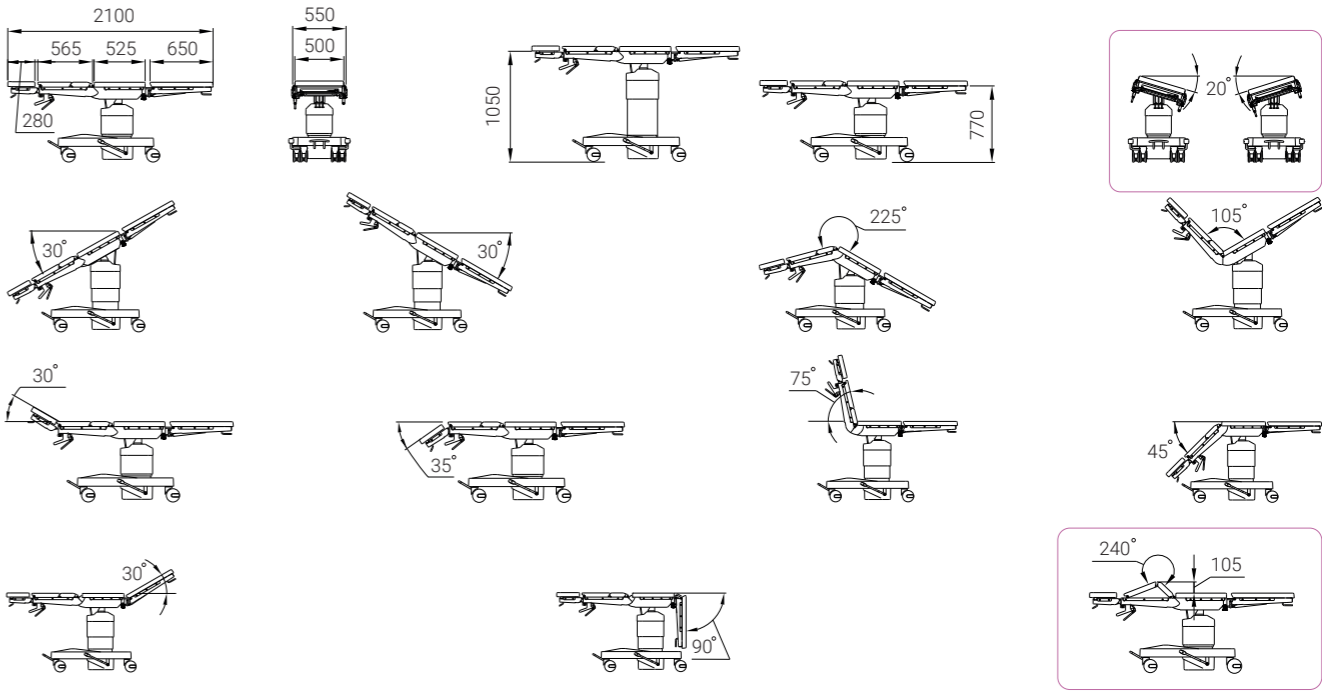


# OK-GAMMA MOBILE

OPERATING TABLES



Functions	OK-GAMMA MOBILE 01	OK-GAMMA MOBILE 02	OK-GAMMA MOBILE 03
Table top height			
Table top lateral tilts			NO
Table top longitudinal tilts			
Dorsal section tilts			
Head section tilts			
Leg section tilts			
Dorsal section bending		NO	NO





- Mechano-hydraulically adjustable general surgery operating tables
- Optimal solution for patient preparation and recovery, minor surgical procedures, day surgery



Used with the following KPP sets:

01

05

07

08

10

12

14

15

16

17

18

26

27

29

30

31

32

33

34

35

36

37

38



















39

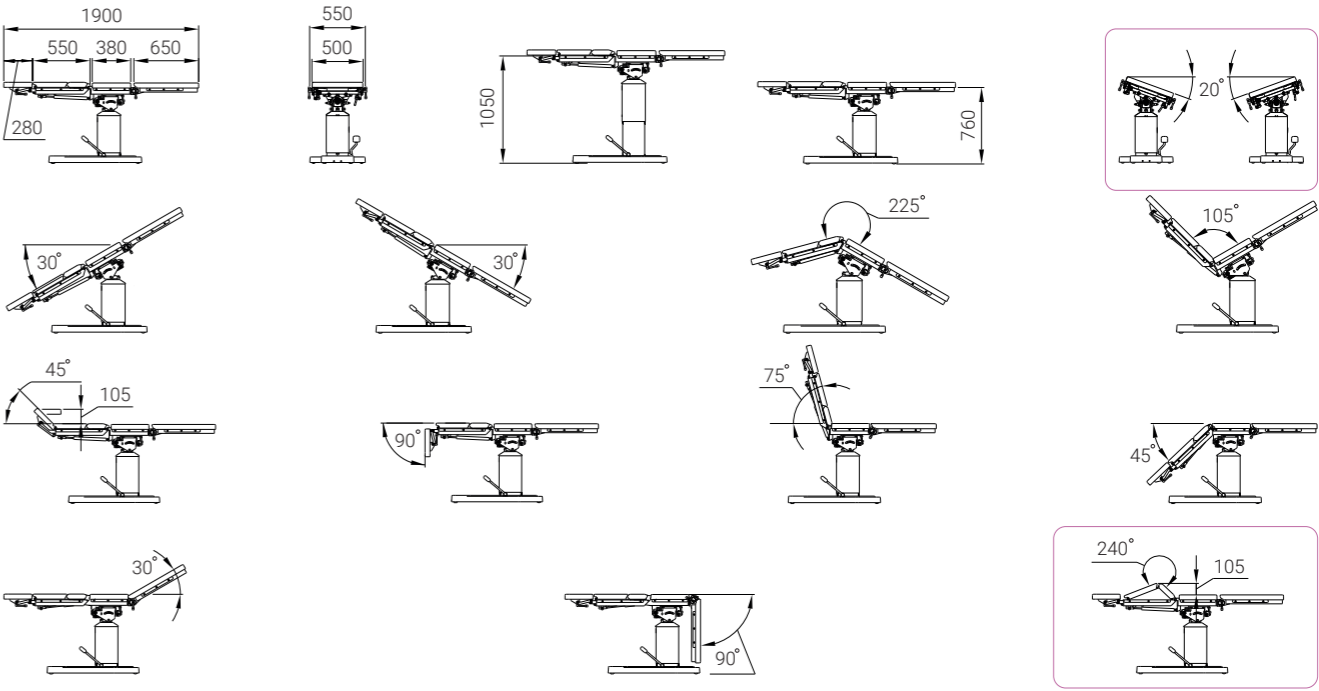
40

41

43

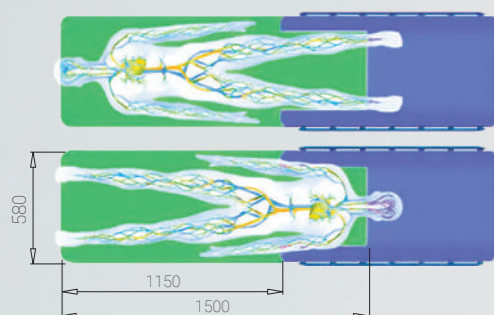


Functions	OK-GAMMA 01	OK-GAMMA 02	OK-GAMMA 02
Table top height			
Table top lateral tilts		NO	
Table top longitudinal tilts			
Dorsal section tilts			
Head section tilts			
Leg section tilts			
Dorsal section bending		NO	NO





- Electromechanically adjustable radiographic operating tables
- Two-speed longitudinal-lateral shift mode
- Programmable table top positions



X-ray transparent area  
(colored in green)

Anti-bedsore mattress made of visco elastic memory foam with antistatic coating

Remote control

Additional  
remote control

Jovystick

X-ray transparent carbon  
fiber table top

Multipurpose rails  
made of stainless steel

Pedal for table fixation  
on the floor

Double castors  
Ø125 mm












Castor brake  
pedal

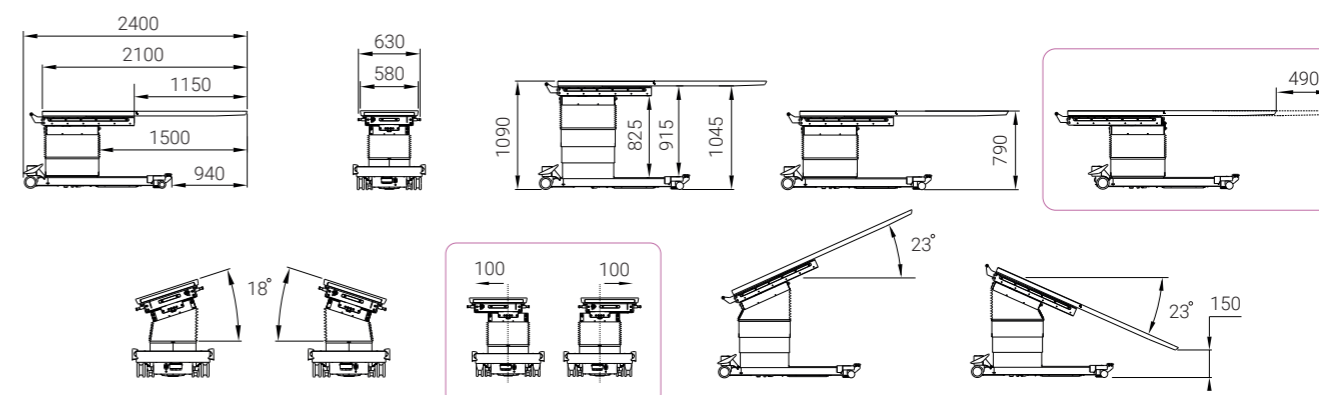
Emergency stop  
button




Used with the following KPP sets:



Functions	MEDIN-SAFIS	MEDIN-SAFIS 02
Table top height		
Table top lateral tilts		
Table top longitudinal tilts		
Table top longitudinal shift		NO
Table top lateral shift		NO
Table top zero position		
Dorsal section tilts	NO	NO
Switching the table to the fixed position		



## Accessories




Cross bar  
for accessories mounting



Cross bar with head rest



Table side bar extension



Arm protection




Instrument table



Injection plate



Patient restraint strap



Lateral support











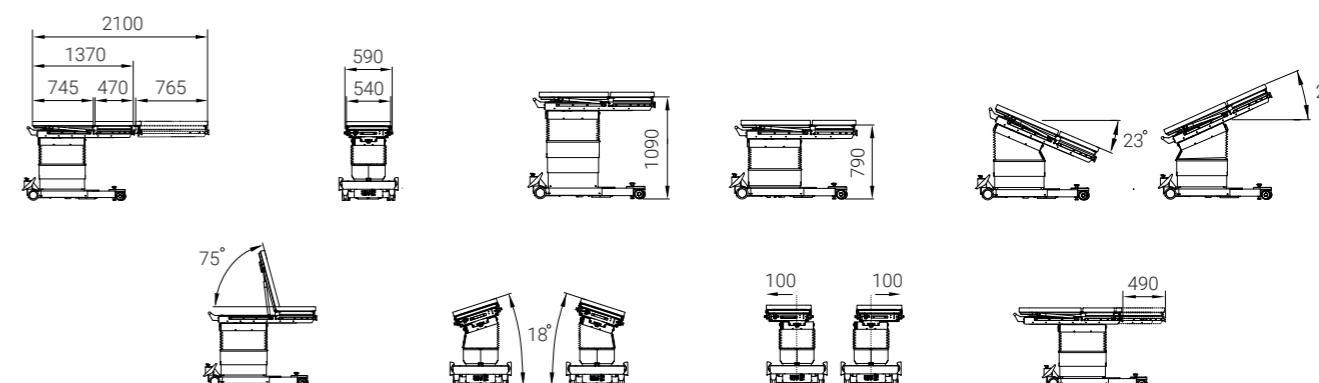
- Electromechanically adjustable radiographic operating table
- Two-speed longitudinal-lateral shift mode
- Programmable table top positions



Used with the following KPP sets:



Functions	MEDIN-SAFIS 03
Table top height	
Table top lateral tilts	
Table top longitudinal tilts	
Table top longitudinal shift	
Table top lateral shift	
Table top zero position	
Dorsal section tilts	
Switching the table to the fixed position	



## Accessories



Leg section



Surgical leg holders  
(recommended)



Bowl with  
side holder



Instrument table




Medical stand  
for infusions



Injection plate



Patient restraint  
strap



Lateral support
















- Portable folding operating table
- Simple design allows the general surgery portable folding operating table to be assembled in just a few movements, so it is immediately ready for use in the field and extreme environments
- Transported in two special containers

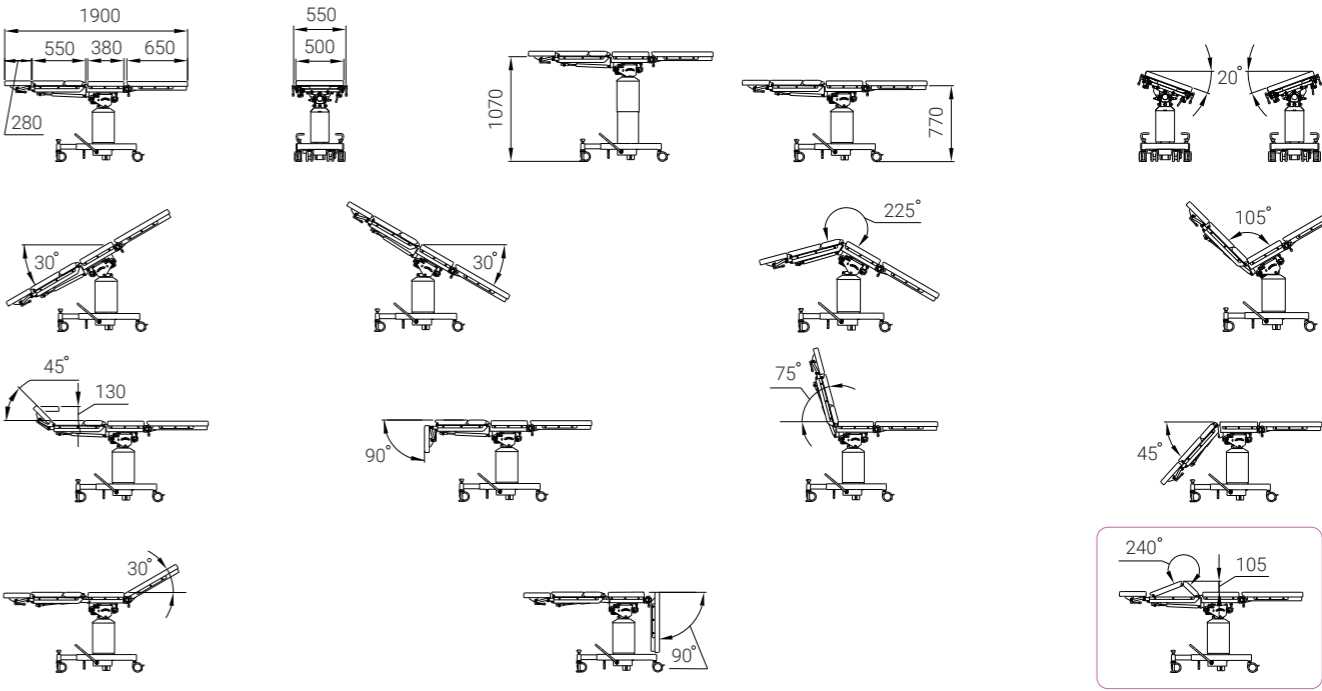


Used with the following KPP sets:

01 05 07 10 12 15 16 17 18 26 27 29 30 31 32 33 34 35 36 37 38 39 40 41 43




Functions	OK-OMEGA 01	OK-OMEGA 02
Table top height		
Table top lateral tilts		
Table top longitudinal tilts		
Dorsal section tilts		
Head section tilts		
Leg section tilts		
Dorsal section bending	NO	





LEARN MORE

- The unique all-in-one system that meets all up-to-date requirements and offers infinite possibilities, thus making the entire process in the surgical suite optimal
- It is a combination system that includes an operating table and a patient transporter
- Preserves a sterile environment and increases the patient capacity of the surgical suite
- No step of transferring the patient to the patient transporters, thereby reducing the risk of post-operative injury
- Three types of table tops allow all types of surgical procedures to be performed on the table
- Programmable table top positions



## Table top transport trolleys



Table top transport trolley with lift

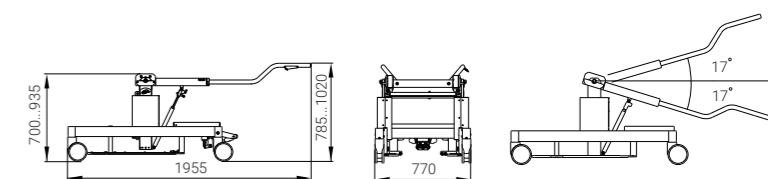
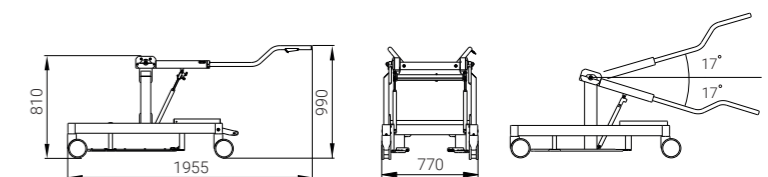


Table top transport trolleys



Quick fixation of removable sections



Visco elastic memory foam mattress



Head section with dual tilt function



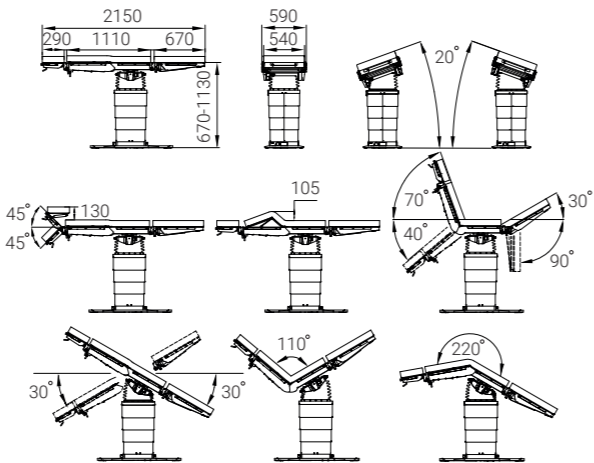
Interchangeable table tops

- The OM-SIGMA table can be used with three types of table tops: universal, special, and diagnostic
- Three types of table tops allow the operating table systems to be used for different surgical specialties

Universal table top



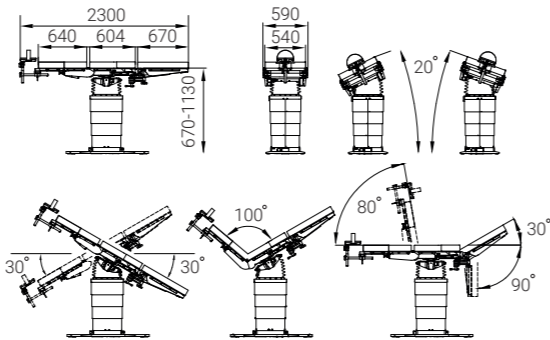
It is intended for all types of surgical procedures. The table top is X-ray-transparent. The table top has side rails for attaching accessories.



Special table top



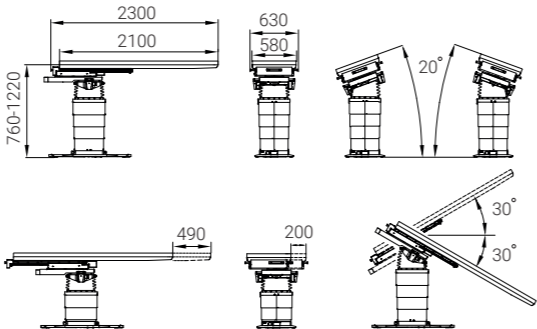
It is intended for performing traumatological and orthopedic surgical interventions on the lower limbs and shoulder joint. The surgeon has a comfortable working position and good access to the operating field. Table top sections can be detached while the patient is on the table.



Diagnostic table top



It is made of carbon fiber. It is designed for a wide range of interventional diagnostic and therapeutic radiosurgical procedures using the C-arm X-ray machine, as well as part of the angiographic unit.



Operating table column

- The guide column includes an electrohydraulic drive that controls all table top movements: lifting-lowering, lateral left-right tilting, Trendelenburg and reverse Trendelenburg positioning
- The batteries are inside the column
- The main positions of the table can be controlled remotely using a wireless remote control or a backup control panel on the column



Column (moved by the transporter)



Mobile column



Stationary column

Column type	Table top type	Operating table system with interchangeable table tops	Safe working load	Maximum table load
Column (moved by the transporter)	universal	OM-SIGMA-06	250 kg	450 kg
	special	OM-SIGMA-07	250 kg	450 kg
	diagnostic	OM-SIGMA-08	190 kg	250 kg
Mobile	universal	OM-SIGMA-09	250 kg	450 kg
	special	OM-SIGMA-10	250 kg	450 kg
	diagnostic	OM-SIGMA-11	190 kg	250 kg
Stationary	universal	OM-SIGMA-12	250 kg	450 kg
	special	OM-SIGMA-13	250 kg	450 kg
	diagnostic	OM-SIGMA-14	190 kg	250 kg

Used with the following KPP sets:

for the universal table top

01 02 03 04 05 06 07 08 09 10 11 12 13 15 16 17 18 26 27 28 29 30 31 32 33 34 35 36 37 38 39 40 41 42 43

for the special table top

01 02 03 04 05 06 07 08 15 16 18 26 27 29 30 31 32 34 36 37 38 39 40 41 43

for the diagnostic table top

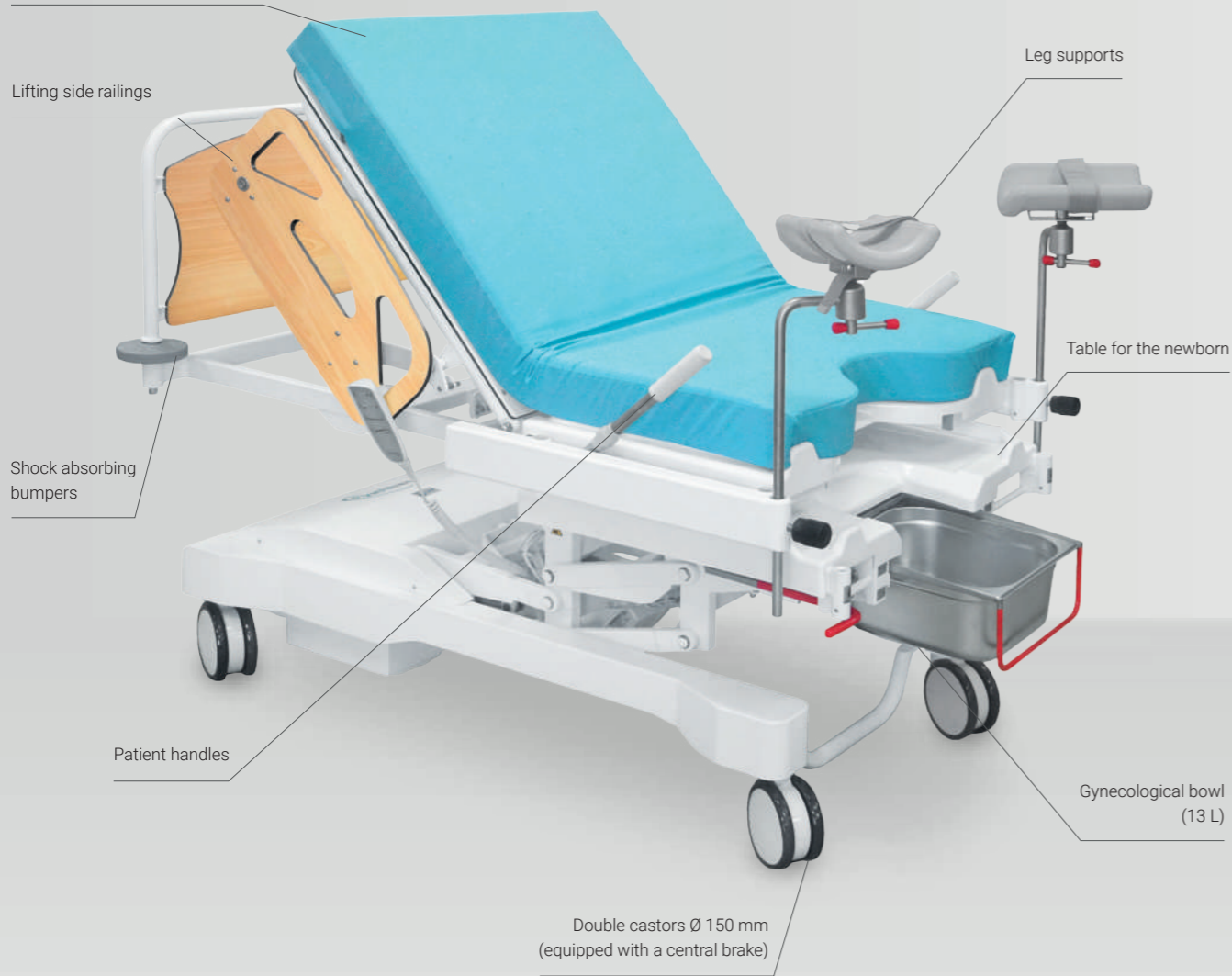
01 15 16 18 26 30 31 32 37 38 39 40 41 43

	SAFIS	SAFIS-03	OK-DELTA PLUS-02	OK-DELTA	OK-BETA PLUS	OUK-02-2	OK-TETA PLUS	OK-BETA	OK-TETA	MEDIN ALFA	OK- EPSILON	OK- OMEGA	OK- GAMMA	OK-GAMMA MOBILE
KPP-01			+	+	+	+	+	+	+	+	+	+	+	+
KPP-02			+	+	+		+	+	+	+				
KPP-03			+	+	+		+	+	+	+				
KPP-04			+	+	+		+	+	+	+				
KPP-05			+	+	+		+	+	+	+	+	+	+	+
KPP-06			+	+	+		+	+	+	+				
KPP-07			+	+	+	+	+	+	+	+	+	+	+	+
KPP-08			+	+	+		+	+	+	+	+		+	+
KPP-09			+	+	+		+	+	+	+				
KPP-10			+	+	+	+	+	+	+	+	+	+	+	+
KPP-11			+	+	+		+	+	+	+				
KPP-12			+	+	+		+	+	+	+	+	+	+	+
KPP-13			+	+	+		+	+	+	+				
KPP-14					+			+	+	+	+		+	+
KPP-15	+	+	+	+	+	+	+	+	+	+	+	+	+	+
KPP-16	+	+	+	+	+	+	+	+	+	+	+	+	+	+
KPP-17			+	+	+	+	+	+	+	+	+	+	+	+
KPP-18	+	+	+	+	+	+	+	+	+	+	+	+	+	+
KPP-26	+	+	+	+	+	+	+	+	+	+	+	+	+	+
KPP-27			+	+	+	+	+	+	+	+	+	+	+	+
KPP-28			+	+	+		+	+	+	+				
KPP-29			+	+	+	+	+	+	+	+	+	+	+	+
KPP-30	+	+	+	+	+	+	+	+	+	+	+	+	+	+
KPP-31	+	+	+	+	+	+	+	+	+	+	+	+	+	+
KPP-32	+	+	+	+	+	+	+	+	+	+	+	+	+	+
KPP-33		+	+	+	+	+	+	+	+	+	+	+	+	+
KPP-34			+	+	+	+	+	+	+	+	+	+	+	+
KPP-35			+	+	+		+	+	+	+	+	+	+	+
KPP-36			+	+	+	+	+	+	+	+	+	+	+	+
KPP-37	+	+	+	+	+	+	+	+	+	+	+	+	+	+
KPP-38	+	+	+	+	+	+	+	+	+	+	+	+	+	+
KPP-39	+	+	+	+	+	+	+	+	+	+	+	+	+	+
KPP-40	+	+	+	+	+	+	+	+	+	+	+	+	+	+
KPP-41	+	+	+	+	+	+	+	+	+	+	+	+	+	+
KPP-42			+	+	+		+	+	+	+				
KPP-43	+	+	+	+	+	+	+	+	+	+	+	+	+	+

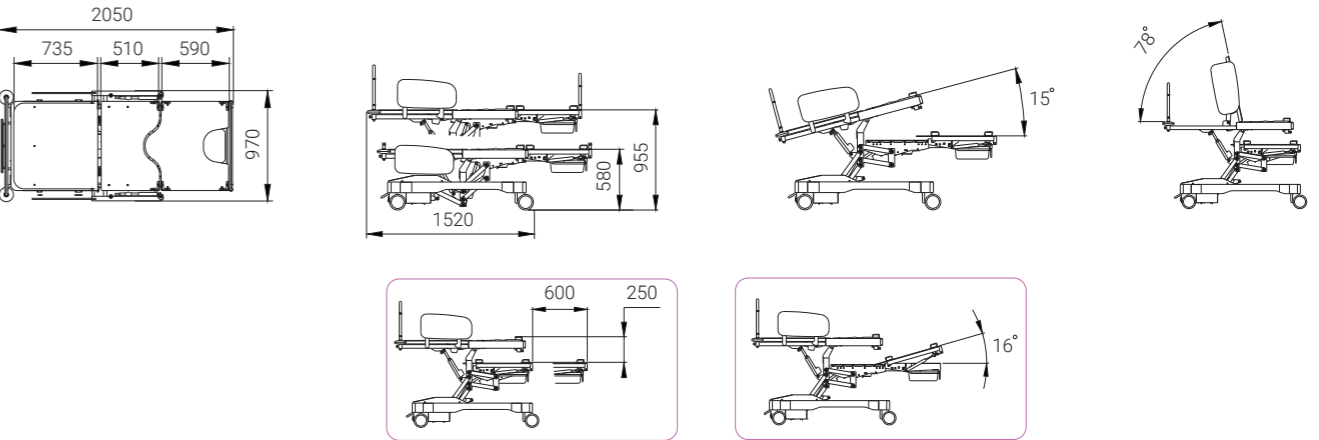
ADDITIONAL ACCESSORIES  
FOR OPERATING TABLES

- Provides high level of comfort, safety and ergonomics for the parturient woman and midwifery team
- Comfortable patient transportation within the healthcare facility
- Can be used in bed and chair positions with extensible leg section

Removable anti-bedsore mattress and covers made of waterproof and breathable fabric




Functions	KA-01	KA-02	KA-03	KA-04
Table top height				
Longitudinal tilt				
Dorsal section tilt				
Leg section height		NO	NO	NO
Leg section tilt		NO	NO	NO



Bed position

Accessories





SR-01  
OBSTETRIC AID TABLE



LEARN MORE

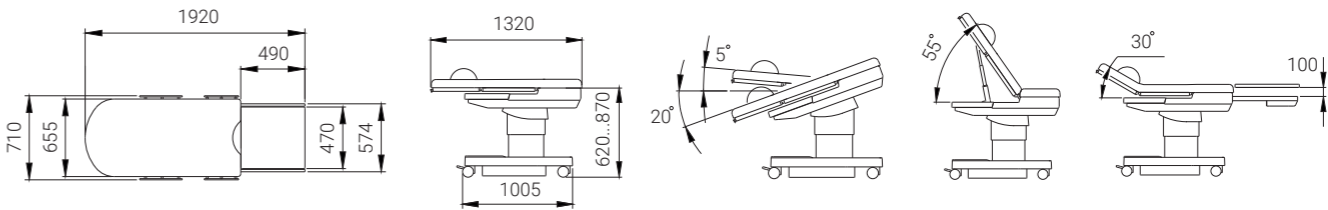
- Provides high level of comfort for the parturient woman and midwifery team
- Comfortable patient transportation within the healthcare facility
- The table can be used in chair or bed position



SR-01  
OBSTETRIC AID TABLE



Functions	SR-01
Table top height	
Seat tilts	
Backrest tilts	
Head section tilts	
Height of the table for the newborn	



Chair position

Accessories



Medical stand for infusions



Injection plate



Bowl with drainage



Side rails (left/right)



KGM-4P

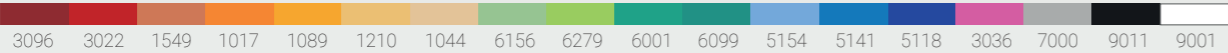
GYNECOLOGICAL CHAIR



- Chair with electrical adjustment of height, backrest tilts, seat tilts, arm rests with foot rests
- Various leg support systems can be used: arm rests with foot rests, arm rests with Goepel leg holders
- Initial low seating position and the arm rest with foot rest that can be tilted backwards to facilitate patient positioning make the chair comfortable and safe to use for people with disabilities
- It can be used in chair or bed position. Enhanced functionality up to operating table level



Upholstery colors





KGM-4P

GYNECOLOGICAL CHAIR



Functions	KGM-4P
Seat height	
Seat tilts	
Backrest tilts	
Height of arm rests with foot rests	

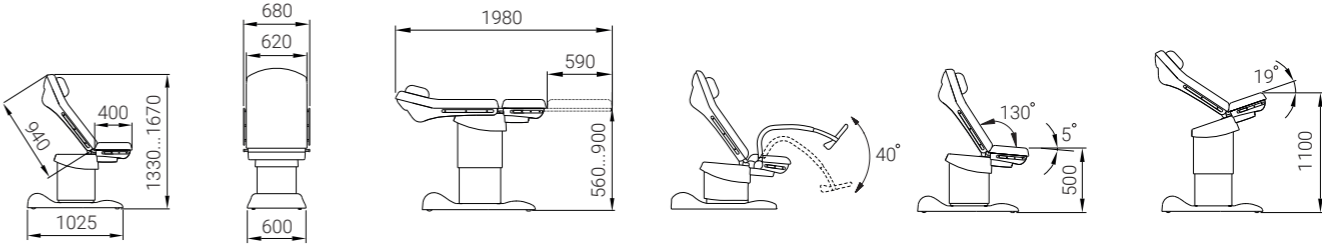


Table position

Accessories





# KGM-3P, 2P, 1

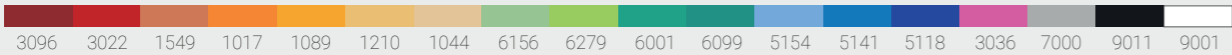
## GYNECOLOGICAL CHAIRS




- Designed for examinations, manipulations, minor and major gynecological surgeries, urological procedures, colposcopy



### Upholstery colors





# KGM-3P, 2P, 1

## GYNECOLOGICAL CHAIRS



Functions	KGM-3P	KGM-2P	KGM-1
Seat height			NO
Seat tilts			
Backrest tilts		NO	NO

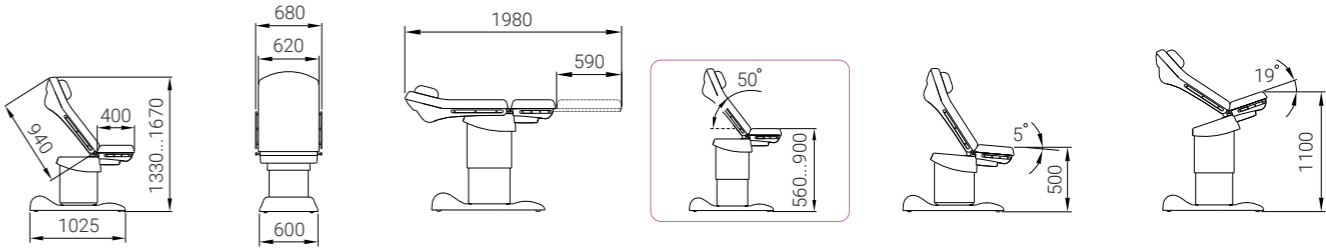


Table position (KGM-3P)

### Accessories



\* Only for KGM-3P

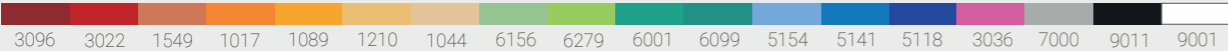
 **KGM-2, 4**  
GYNECOLOGICAL CHAIRS



- Designed for examinations, manipulations, minor and major gynecological surgeries, urological procedures, colposcopy
- It can be used in chair or bed position. Enhanced functionality up to operating table level







Upholstery colors



 **KGM-2, 4**  
GYNECOLOGICAL CHAIRS



Functions	KGM-2	KGM-4
Seat tilt		
Backrest tilt		

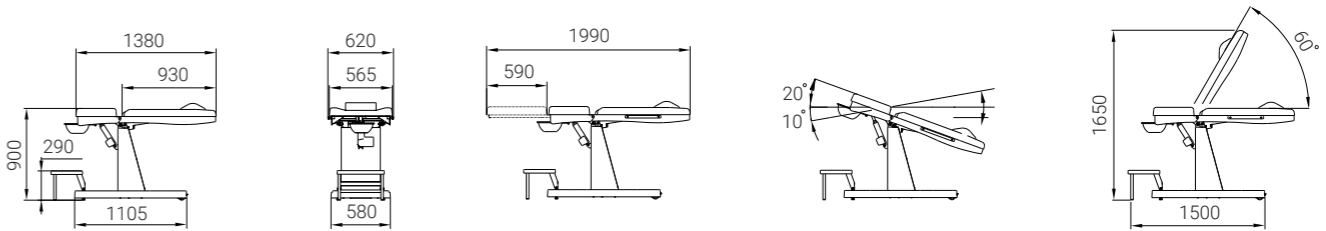


Table position

Accessories



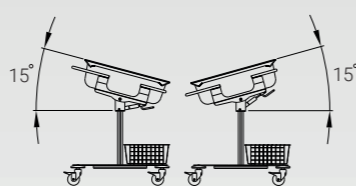
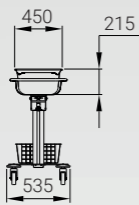
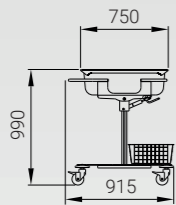
\* Only for KGM-2

 **KN-01**  
NEWBORN BED

- Comfortable ergonomic design and dimensions
- Smooth and noiseless bed tilt adjustment by means of gas spring
- The design allows the newborn bed to be placed directly at the mother's bedside



LEARN MORE



\* The image of the mattress is just promotional

- Electric height adjustment
- Electric seat tilt adjustment
- Electric backrest tilt adjustment
- Electric adjustment of arm rests with foot rests
- Seat tilt adjustment by means of gas springs
- Backrest tilt adjustment by means of gas springs
- Head rest adjustment
- Horizontal positioning of backrest and seat
- Leg section attachment is possible
- Colposcope attachment is possible
- Built-in socket for additional devices
- Paper towel holder
- Rails (on the backrest) for accessories mounting
- Rails (on the seat) for accessories mounting
- Leg support height adjustment
- Leg support tilt angle adjustment
- Leg supports can be rotated
- Withdrawable gynecological bowl (9 L)
- Withdrawable gynecological bowl (3.5 L)
- Arm rests with foot rest
- Arm rests with Goepel leg holders
- Goepel leg holder

	KGM-4P	KGM-3P	KGM-2P	KGM-1	KGM-2	KGM-4
Electric height adjustment	+	+	+			
Electric seat tilt adjustment	+	+	+	+	+	
Electric backrest tilt adjustment	+	+			+	
Electric adjustment of arm rests with foot rests	+					
Seat tilt adjustment by means of gas springs						+
Backrest tilt adjustment by means of gas springs						+
Head rest adjustment	+	+	+	+	+	+
Horizontal positioning of backrest and seat	+	+			+	+
Leg section attachment is possible	+	+			+	+
Colposcope attachment is possible	+	+	+	+	+	+
Built-in socket for additional devices	+	+	+	+		
Paper towel holder	+	+	+	+	P	P
Rails (on the backrest) for accessories mounting	+	+	+	+	+	+
Rails (on the seat) for accessories mounting	+	+	+	+	+	+
Leg support height adjustment	+	+	+	+	+	+
Leg support tilt angle adjustment	+	+	+	+	+	+
Leg supports can be rotated	+	+	+	+	+	+
Withdrawable gynecological bowl (9 L)	+	+	+	+		
Withdrawable gynecological bowl (3.5 L)					+	+
Arm rests with foot rest	+					
Arm rests with Goepel leg holders	P	+	+	+		
Goepel leg holder					+	+

P - Accessory    + - Availability



PATIENT TRANSPORTERS

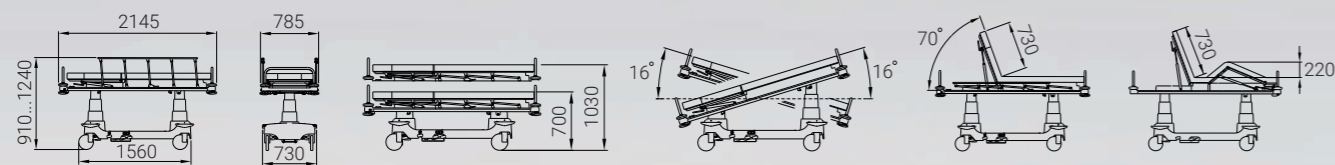


# MEDIN-ELPIS RESUSCITATION STRETCHER



LEARN MORE

- Comfortable and maneuverable patient transporter with foot-operated hydraulic height and longitudinal tilt adjustment
- May be operated from both sides
- X-ray transparent table top with X-ray cassette tunnel
- Removable mattress dimensions: 1,950x640x80 mm



## Accessories



# MEDIN-ELPIS 02 RESUSCITATION STRETCHER




LEARN MORE

- Comfortable and maneuverable patient transporter with foot-operated hydraulic height adjustment
- May be operated from both sides
- X-ray transparent table top with X-ray cassette tunnel
- Removable mattress dimensions: 1,950x640x80 mm



## Accessories

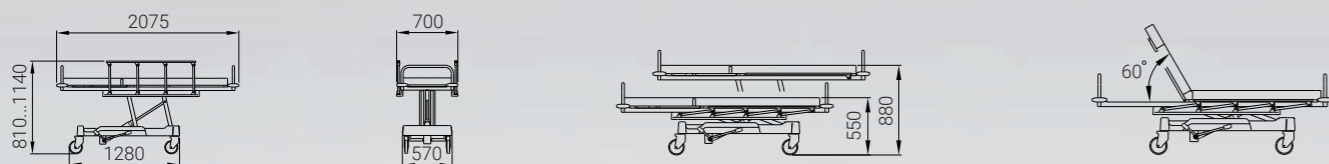


## TBP-01 PATIENT TRANSPORT STRETHERS

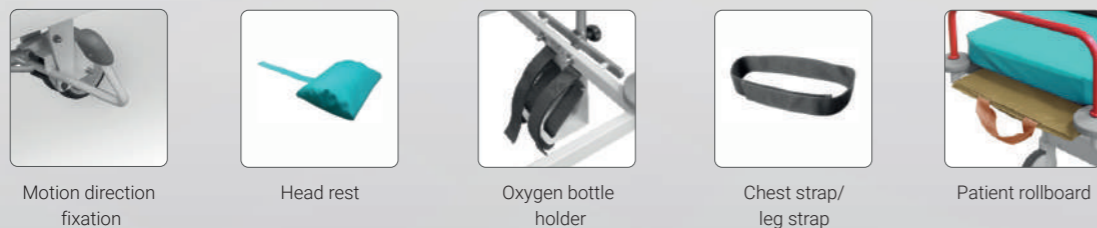


LEARN MORE

- Patient transporter with foot-operated hydraulic height adjustment
- Removable mattress dimensions: 1,870x600x80 mm



### Accessories




## TBP-02 PATIENT TRANSPORT STRETHERS

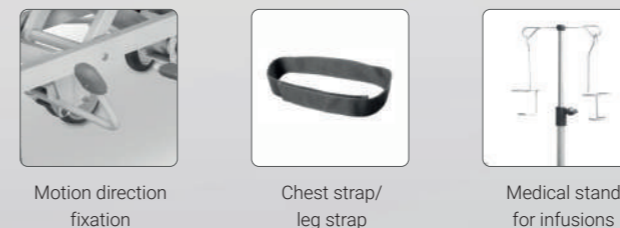


LEARN MORE

- Patient transporter with foot-operated hydraulic height adjustment
- May be operated from both sides
- Mattress dimensions: 1,870x600x60 mm



### Accessories



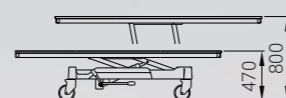
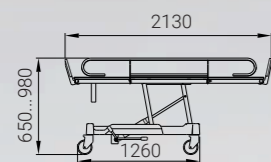
# TBPU

## PATIENT WASHING STRETCHERS



LEARN MORE

- Dedicated maneuverable patient transporter with foot-operated hydraulic height adjustment
- Ideal for caring for critically ill patients and patients with limited mobility
- Bed (bathtub) is sloped towards the drain



### Accessories



Motion direction fixation

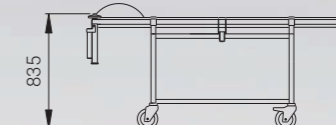

# TB-01

## PATIENT TRANSPORT STRETCHERS



LEARN MORE

- Lightweight fixed-height patient transporter with removable stretcher
- Designed for transfer and transportation of patients within healthcare facilities, as well as delivery to ambulance vehicles
- Mattress dimensions: 1,915x480x30 mm



### Accessories



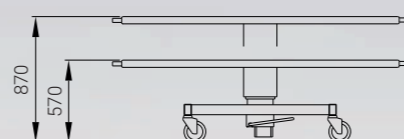
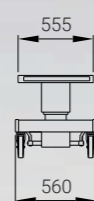
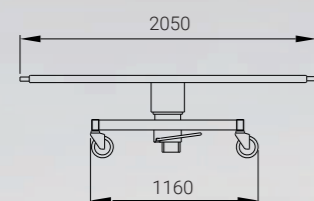

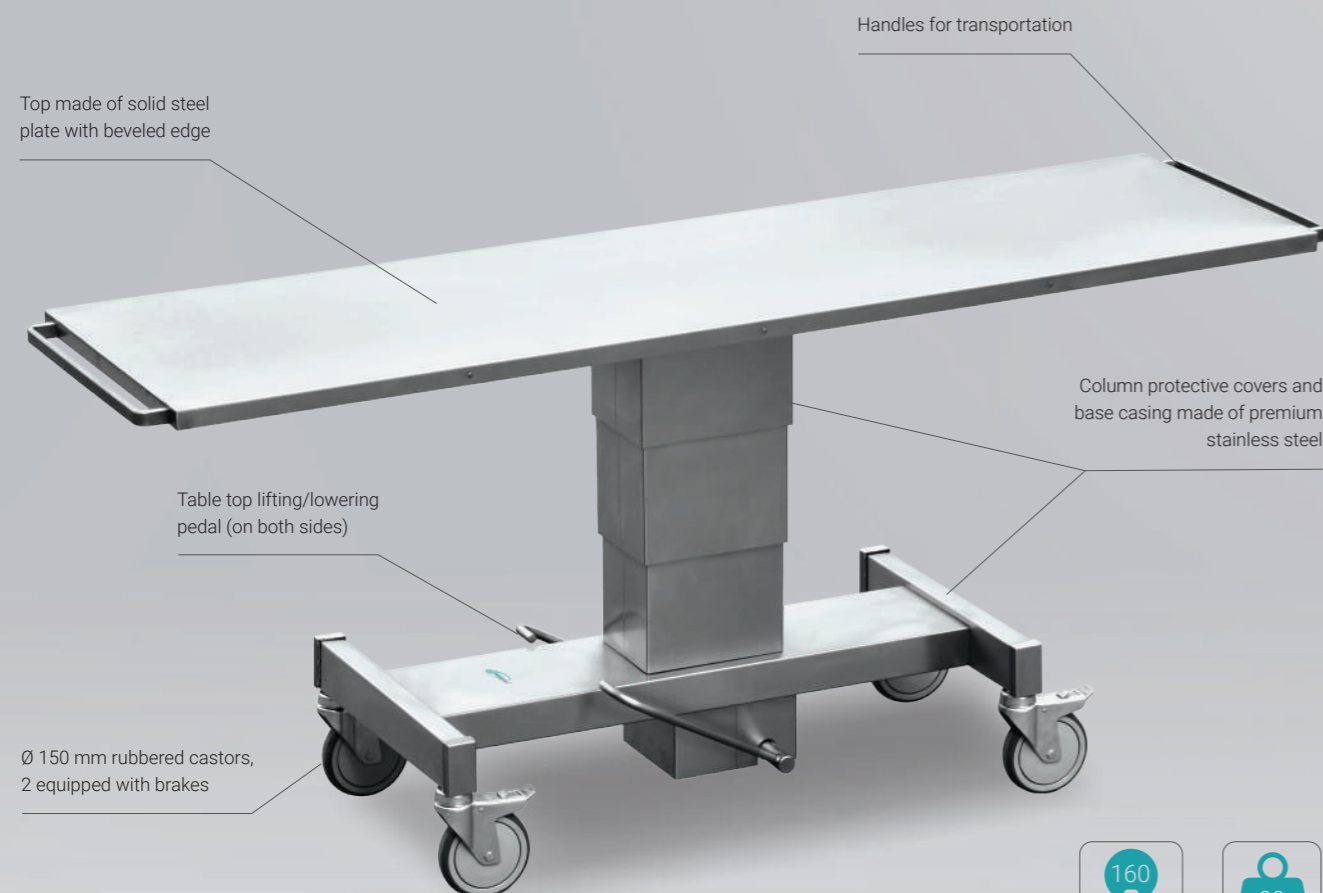
Chest strap/leg strap

# **TAP-01** PATIENT TRANSPORT STRETCHERS



LEARN MORE

- Maneuverable patient transporter with foot-operated hydraulic height adjustment
- Used in prosectoriums and morgues
- May be operated from both sides



MULTIPURPOSE  
MEDICAL CHAIRS



KMMP

MULTIPURPOSE MOBILE MEDICAL CHAIRS

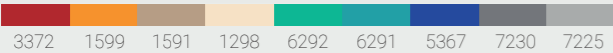


LEARN MORE

- Used for rehabilitation units, nursing centers, treatment rooms, cosmetology, ultrasound, and other rooms in medical facilities
- Highly stable, functional and maneuverable



Upholstery colors



KMMP


MULTIPURPOSE MOBILE MEDICAL CHAIRS



Functions	KMMP-01	KMMP-02	KMMP-03
Chair height			
Additional simultaneous seat and backrest tilt (Help function)		NO	NO
Backrest longitudinal tilt			
Leg section longitudinal tilt			
Leg section adjustment by patient			NO



Accessories





KMM

## MULTIPURPOSE MEDICAL CHAIRS

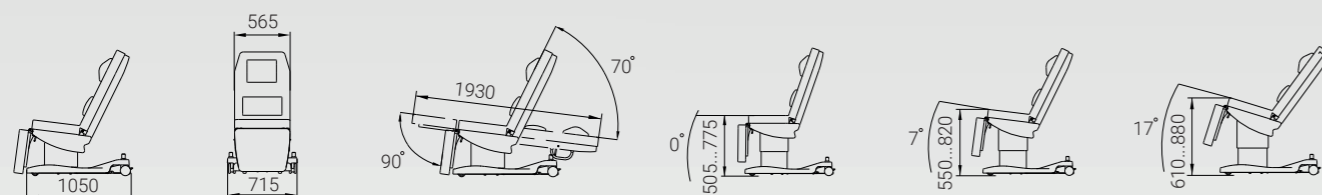


LEARN MORE

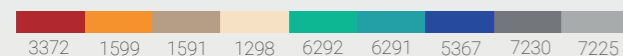
- Designed for blood donation centers, blood transfusion centers, treatment rooms, cosmetology, ultrasound, and other rooms in medical facilities
- Selection and setting the seat tilt angle in one of three locked positions (0°, 7°, 17°)



Top position changing



### Upholstery colors



MEDICAL FURNITURE

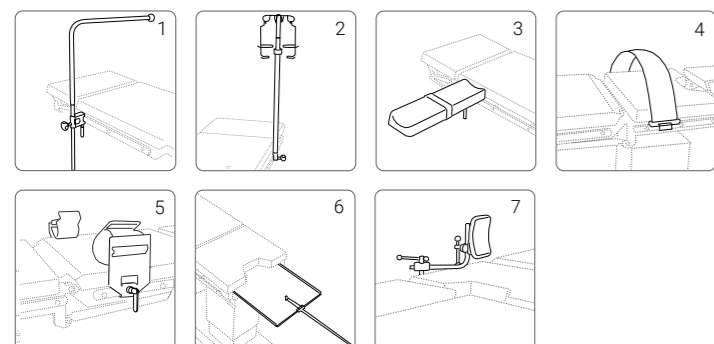



## KPP-01

SET OF ADDITIONAL ACCESSORIES FOR GENERAL SURGERY



LEARN MORE



KPP-01 set includes the following:

- |   |        |
|---|--------|
| 1. Anesthetic screen                    | 1 pc.  |
| 2. Medical stand for infusions (SHDV-5) | 1 pc.  |
| 3. Injection plate                      | 2 pcs. |
| 4. Patient restraint strap              | 1 pc.  |
| 5. Hand strap                           | 2 pcs. |
| 6. X-ray cassette holder                | 1 pc.  |
| 7. Lateral support                      | 2 pcs  |

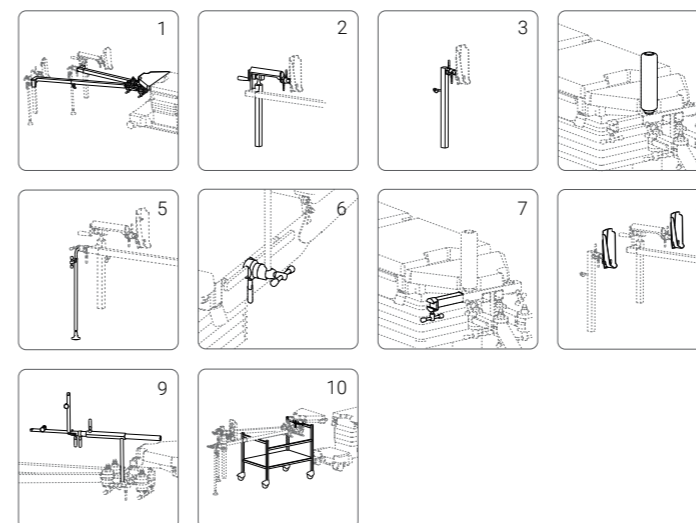



## KPP-02

SET OF ADDITIONAL ACCESSORIES FOR ORTHOPEDICS AND TRAUMATOLOGY SURGERIES ON LOWER LIMBS



LEARN MORE



KPP-02 set includes the following:

- |                               |         |
|-------------------------------|---------|
| 1. Orthopedic section         | 1 pc.   |
| 2. Orthopedic section         | 1 pc.   |
| 3. Ordinary supporting leg    | 1 pc.   |
| 4. Retainer rod               | 1 pc.   |
| 5. Telescopic section support | 2 pcs.  |
| 6. Radial serrated clamp      | 3 pcs.  |
| 7. Leg section support        | 1 pc.   |
| 8. Surgical boots             | 1 pair. |
| 9. X-ray cassette holder      | 1 pc.   |
| 10. Trolley                   | 1 pc.   |





## KPP-03

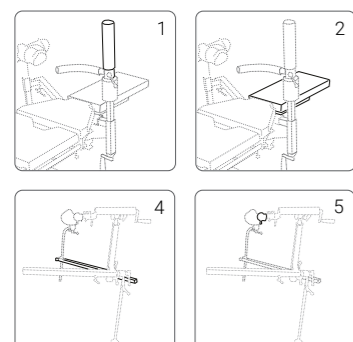
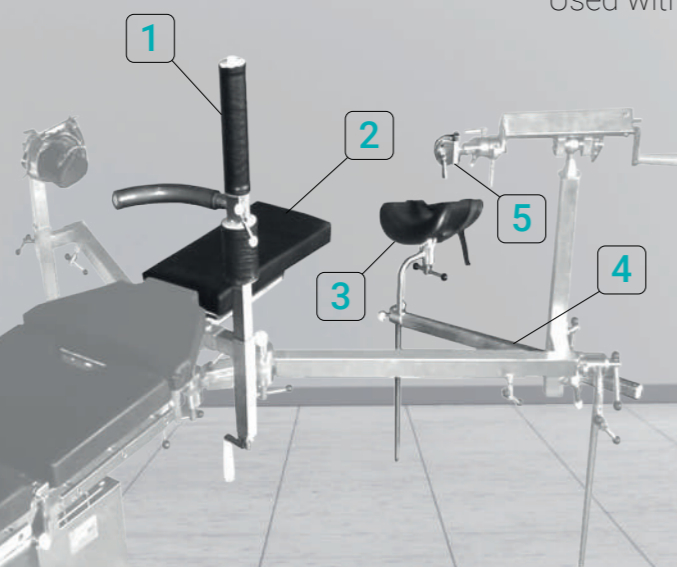
SET OF ADDITIONAL ACCESSORIES FOR ORTHOPEDICS AND TRAUMATOLOGY SURGERIES ON THIGH



LEARN MORE

Addition to the basic set.

Used with KPP-02 set only



KPP-03 set includes the following:

- |   |       |
|---|-------|
| 1. Lifting assembly with perineal support (thigh support) | 1 pc. |
| 2. Extension for orthopedic section                       | 1 pc. |
| 3. Leg support with radial clamp                          | 1 pc. |
| 4. Rotary lever   | 1 pc. |
| 5. Tension bracket holder                                 | 1 pc. |



## KPP-04

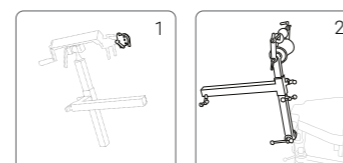

SET OF ADDITIONAL ACCESSORIES FOR ORTHOPEDICS AND TRAUMATOLOGY SURGERIES ON LOWER LEG AND KNEE



LEARN MORE

Addition to the basic set.

Used with KPP-02 set only



KPP-04 set includes the following:

- |  |       |
|--|-------|
| 1. Universal swivel popliteal support with hinged stabilization of joint | 1 pc. |
| 2. Tension bracket holder  | 1 pc. |





## KPP-05

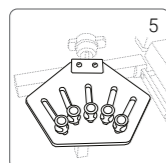
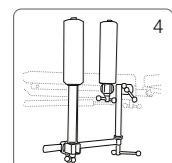
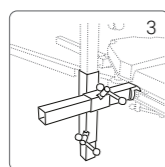
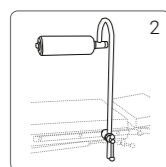
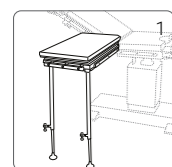
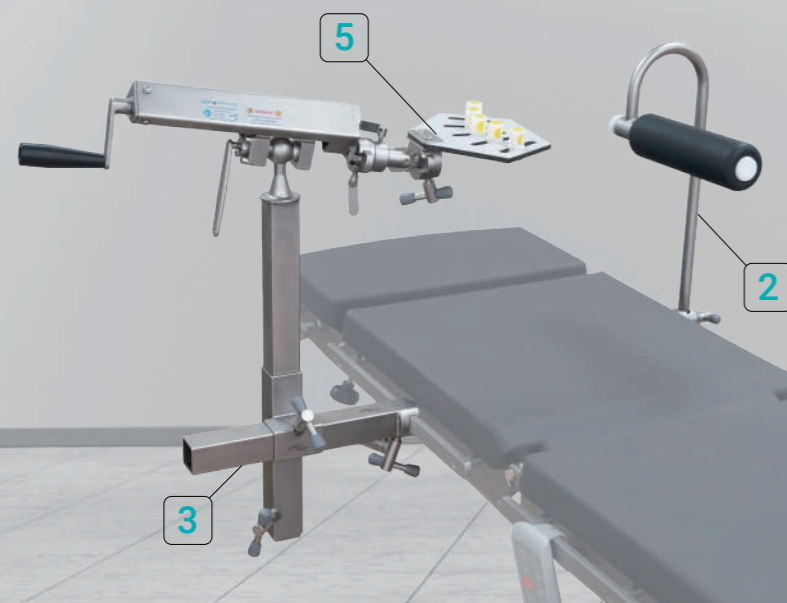
SET OF ADDITIONAL ACCESSORIES FOR ORTHOPEDICS AND TRAUMATOLOGY SURGERIES ON UPPER LIMBS



LEARN MORE

Addition to the basic set.

Used with KPP-02 or KPP-08 set only



KPP-05 set includes the following:

1. Extending side table for operations on arm
2. Support for upper arm
3. Adapter to tensioner mechanism, side-mounted
4. Support for forearm
5. Hand stabilizing cuff

1 pc.

1 pc.

1 pc.

1 pc.

1 pc.



## KPP-06

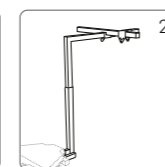
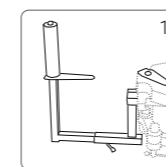
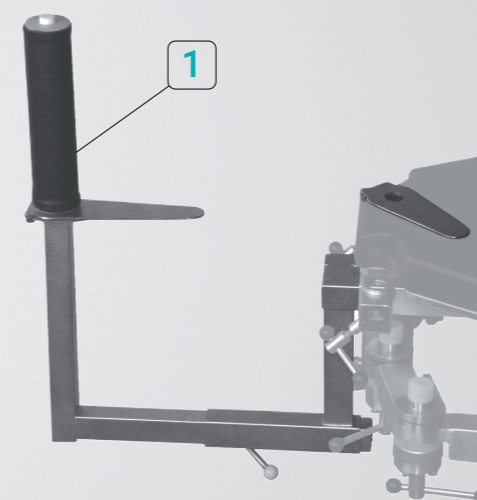
SET OF ADDITIONAL ACCESSORIES FOR ORTHOPEDICS AND TRAUMATOLOGY SURGERIES (FOR PLASTER BANDAGING IN PELVIC ZONE AND LOWER LIMBS)



LEARN MORE

Addition to the basic set.

Used with KPP-02 set only



KPP-06 set includes the following:

1. Assembly for plaster bandaging in pelvic zone
2. Cross bar stand for leg suspending

1 pc.

1 pc.



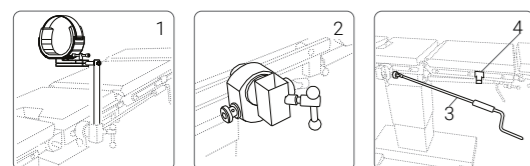
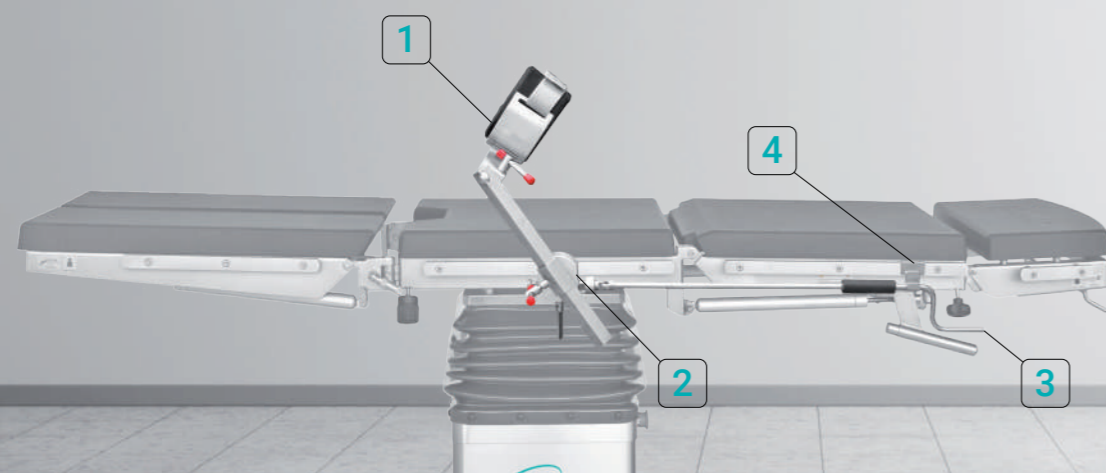


## KPP-07

SET OF ADDITIONAL ACCESSORIES FOR ORTHOPEDICS AND TRAUMATOLOGY SURGERIES (FOR ARTHROSCOPY)



LEARN MORE



KPP-07 set includes the following:

- |   |       |
|---|-------|
| 1. Popliteal support with adjustable thigh holder   | 1 pc. |
| 2. Gear unit with swivel clamp of popliteal support | 1 pc. |
| 3. Operation crank                                  | 1 pc. |
| 4. Crank holder                                     | 1 pc. |



## KPP-08

SET OF ADDITIONAL ACCESSORIES FOR ORTHOPEDICS AND TRAUMATOLOGY SURGERIES (FOR BONE TRACTION)



LEARN MORE



KPP-08 set includes the following:

- |                  |       |
|------------------|-------|
| 1. Rotation unit | 1 pc. |
| 2. Tensioner     | 1 pc. |

Used as an addition to KPP-02, KPP-03, KPP-04, KPP-05 sets

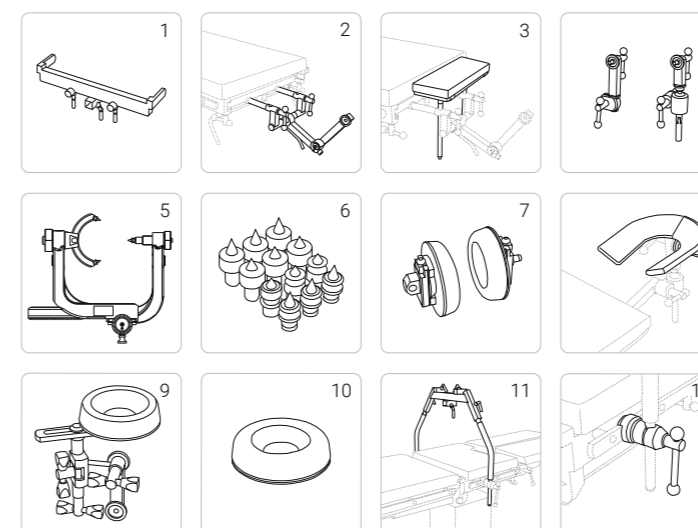



## KPP-09

SET FOR NEUROSURGERY



LEARN MORE



KPP-09 set includes the following:

- |  |            |
|--|------------|
| 1. Table mounting adapter                            | 1 pc.      |
| 2. Hinge-type holder                                 | 1 pc.      |
| 3. Dorsal support with cushion                       | 1 pc.      |
| 4. Connecting element                                | 1 pc.      |
| Ball-type connecting element                         | 1 pc.      |
| 5. Cranial clamp                                     | 1 pc.      |
| 6. Pins to cranial clamp (4 types)                   | 3 pcs each |
| 7. 90 mm rest with support base                      | 2 pcs.     |
| 8. Adjustable head rest (left and right)             | 1 pair     |
| Set of head rest cushions                            | 1 pair     |
| 9. Ring-shaped head cushion assembly, 140 mm         | 1 pc.      |
| 10. 90 mm ring-shaped cushion with head support base | 1 pc.      |
| 11. Diametrical attachment                           | 1 pc.      |
| 12. Radial serrated clamp                            | 2 pcs.     |



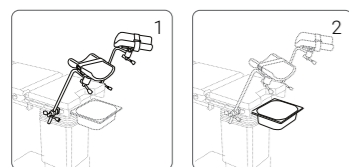


## KPP-10

SET OF ADDITIONAL ACCESSORIES FOR GYNECOLOGICAL AND UROLOGICAL SURGERIES (FOR GYNECOLOGY)



LEARN MORE



KPP-10 set includes the following:


1. Leg support with radial serrated clamp
2. Bowl (6.5 L) with side holder

2 pcs.  
1 pc.

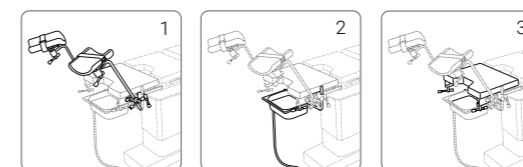



## KPP-11

SET OF ADDITIONAL ACCESSORIES FOR GYNECOLOGICAL AND UROLOGICAL SURGERIES (FOR UROLOGY)



LEARN MORE



KPP-11 set includes the following:

1. Leg support with radial serrated clamp
2. Bowl (6.5 L) with side holder and drainage system
3. Extension section

2 pcs.  
1 pc.  
1 pc.



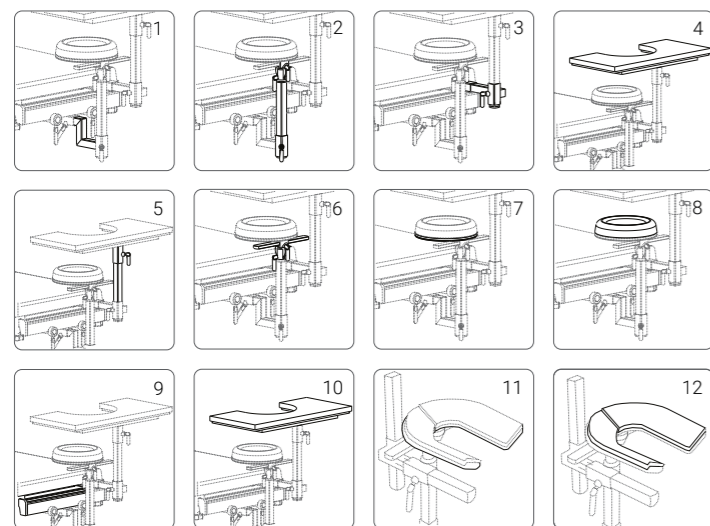



## KPP-12

SET OF ADDITIONAL ACCESSORIES FOR ENT AND  
OPHTHALMOLOGY SURGERIES



LEARN MORE



KPP-12 set includes the following:

- |  |        |
|--|--------|
| 1. Support bracket   | 1 pc.  |
| 2. Supporting leg with a mounting bar for head rests             | 1 pc.  |
| 3. Cross rail  | 1 pc.  |
| 4. Surgeon wrist rest  | 1 pc.  |
| 5. Stand   | 1 pc.  |
| 6. Ring-shaped cushion base                                      | 1 pc.  |
| 7. Padding disk  | 1 pc.  |
| 8. Ring-shaped cushion   | 1 pc.  |
| 9. Table mounting adapter  | 1 pc.  |
| 10. Surgeon arm rest   | 1 pc.  |
| 11. Adjustable U-shaped head rest (left and right head rests)    | 1 pair |
| 12. Set of cushions for head rest (left and right head cushions) | 1 pair |

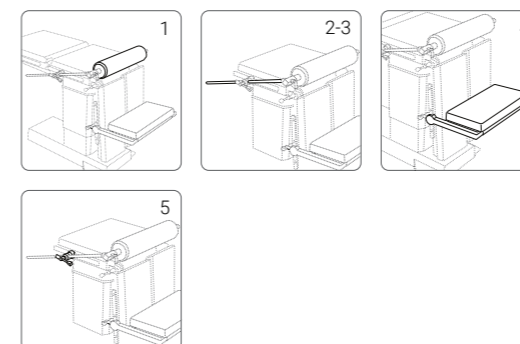



## KPP-13

SET OF ADDITIONAL ACCESSORIES FOR PROCTOLOGIC SURGERIES



LEARN MORE



KPP-13 set includes the following:

- |  |        |
|--|--------|
| 1. Roller                              | 1 pc.  |
| 2. Stand 1                             | 1 pc.  |
| 3. Stand 2                             | 1 pc.  |
| 4. Knee section (with in-built clamps) | 1 set  |
| 5. Radial serrated clamp               | 2 pcs. |



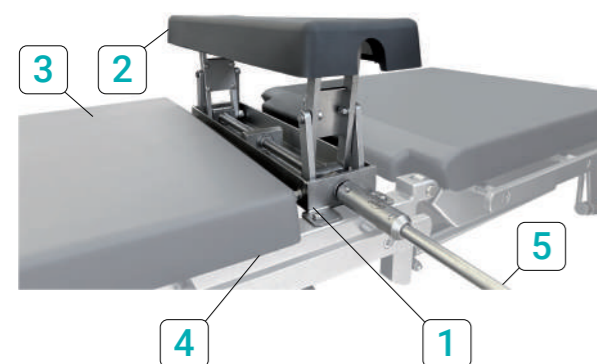


## KPP-14

SET OF ADDITIONAL ACCESSORIES FOR SURGERIES REQUIRING BODY EXTREMITIES POSITIONING (ELEVATION AND STABILIZING OF LUMBAR, PELVIC OR CHEST ZONES)



LEARN MORE



KPP-14 set includes the following:

1. Lifting assembly
2. Pad of lifting zone
3. Central section pad
4. Plate
5. Crank handle

1 pc.  
1 pc.  
1 pc.  
1 pc.  
1 pc.

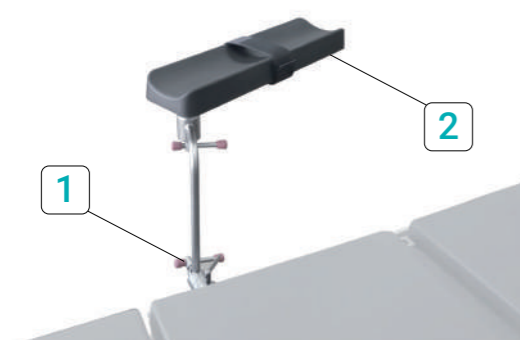


## KPP-15

SET OF ADDITIONAL ACCESSORIES FOR SURGERIES REQUIRING BODY EXTREMITIES POSITIONING (UPPER POSITIONING OF ARM)



LEARN MORE



KPP-15 set includes the following:

1. Radial serrated clamp
2. Arm rest with supporting bar

1 pc.  
1 pc.

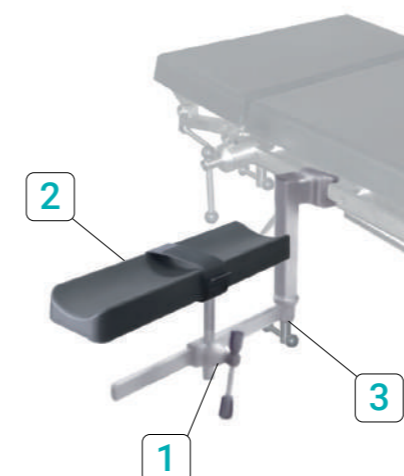


## KPP-16

SET OF ADDITIONAL ACCESSORIES FOR SURGERIES REQUIRING BODY EXTREMITIES POSITIONING (LOWER POSITIONING OF ARM)



LEARN MORE



KPP-16 set includes the following:

1. Radial serrated clamp
2. Arm rest
3. Support bracket

1 pc.  
1 pc.  
1 pc.



## KPP-17

SET OF ADDITIONAL ACCESSORIES FOR SURGERIES REQUIRING BODY EXTREMITIES POSITIONING (LATERAL POSITIONING OF ARM)



LEARN MORE



KPP-17 set includes the following:

1. Supporting leg with sliding block
2. Frame with ball joint
3. Pad

2 pcs.  
1 pc.  
1 pc.



## KPP-18

SET OF ADDITIONAL ACCESSORIES FOR SURGERIES REQUIRING BODY EXTREMITIES POSITIONING (LEG POSITIONING ACCORDING TO GOEPEL)



LEARN MORE



KPP-18 set includes the following:

1. Leg support
2. Radial serrated clamp

1 pc.  
1 pc.

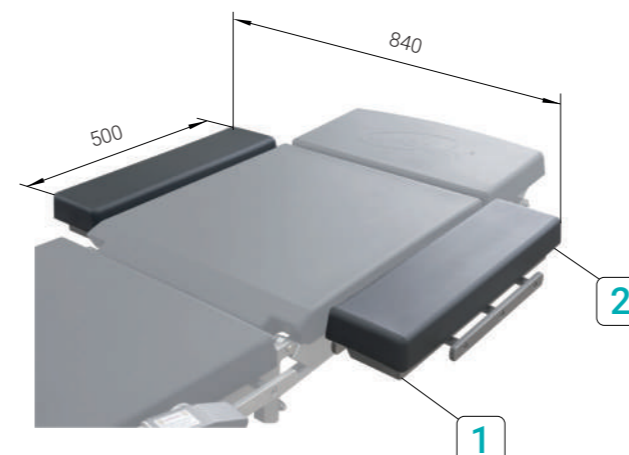


## KPP-27

SET OF ADDITIONAL ACCESSORIES FOR SURGERIES REQUIRING OPERATING TABLE EXTENSION (FOR TABLE TOP WIDENING)



LEARN MORE



KPP-27 set includes the following:

1. Support
2. Pad

1 pc.  
1 pc.



## KPP-26

SET OF ADDITIONAL ACCESSORIES FOR SURGERIES REQUIRING HEAD POSITIONING (RING-SHAPED HEAD CUSHIONS)



LEARN MORE



KPP-26 set includes the following:

1. Ring-shaped head cushion, Ø 205 mm
2. Ring-shaped head cushion, Ø 140 mm
3. Ring-shaped head cushion, Ø 90 mm

1 pc.  
1 pc.  
1 pc.

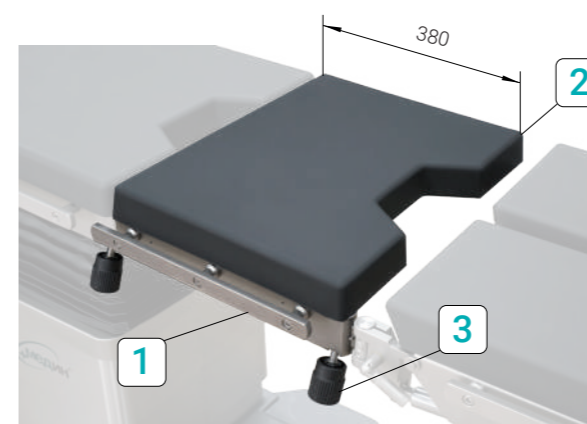


## KPP-28

SET OF ADDITIONAL ACCESSORIES FOR SURGERIES REQUIRING OPERATING TABLE EXTENSION (FOR TABLE TOP EXTENDING)



LEARN MORE



KPP-28 set includes the following:

1. Frame
2. Pad
3. Clamping screw

1 pc.  
1 pc.  
2 pcs.

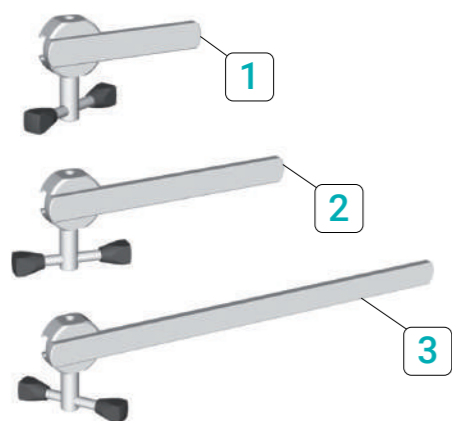


## KPP-29

SET OF ADDITIONAL ACCESSORIES FOR SURGERIES REQUIRING  
OPERATING TABLE EXTENSION (FOR TABLE SIDE BAR ELONGATION)



LEARN MORE



KPP-29 set includes the following:

1. 160 mm extension bar
2. 260 mm extension bar
3. 460 mm extension bar

1 pc.  
1 pc.  
1 pc.



## KPP-31

SET OF ADDITIONAL ACCESSORIES FOR SURGERIES REQUIRING  
OPERATING TABLE EXTENSION (STEP PLATES TO OPERATING TABLE)



LEARN MORE



KPP-31 set includes the following:

1. 300 mm step plate
2. 220 mm step plate
3. 130 mm step plate

1 pc.  
1 pc.  
1 pc.



## KPP-30

SET OF ADDITIONAL ACCESSORIES FOR SURGERIES REQUIRING  
OPERATING TABLE EXTENSION (FOR EXTENSION OF ANESTHETIC SCREEN)



LEARN MORE



KPP-30 set includes the following:

1. Extension pieces to anesthetic screen

2 pcs.



## KPP-32

SET FOR ACCESSORIES STORAGE (MOBILE STAND)



LEARN MORE



KPP-32 set includes the following:

1. Stand
2. Bottom tray

1 pc.  
1 pc.



Used with the following KPP sets:

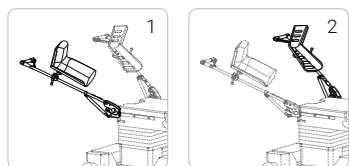
01 02 03 04 05 06 07 08 09 10 11 12 13 14 15 16 17 18 19 20 21 22 23 24 25 26 27 28 29 30 31 32 33 34 35 36 37 38 39 40 41 42 43

## KPP-33

SET OF SURGICAL LEG HOLDERS



LEARN MORE



KPP-33 set includes the following:

- |                              |       |
|------------------------------|-------|
| 1. Left surgical leg holder  | 1 pc. |
| 2. Right surgical leg holder | 1 pc. |

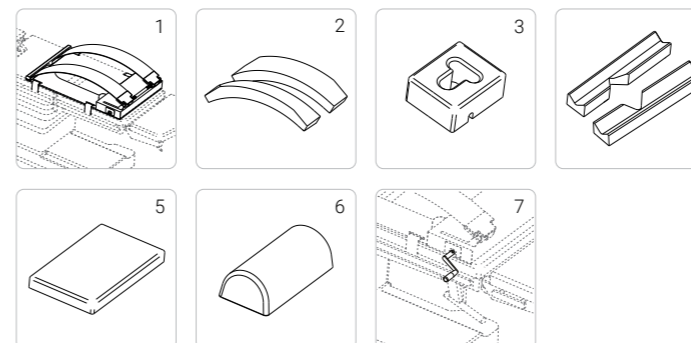



## KPP-34

LIFTING BRIDGE FOR SPINAL SURGERY



LEARN MORE



KPP-34 set includes the following:

- |                        |        |
|------------------------|--------|
| 1. Bridge              | 1 pc.  |
| 2. Pad                 | 2 pcs. |
| 3. Head pad            | 1 pc.  |
| 4. Arm pad             | 2 pcs. |
| 5. Knee pad            | 1 pc.  |
| 6. Hemispheric cushion | 1 pc.  |
| 7. Crank handle        | 1 pc.  |



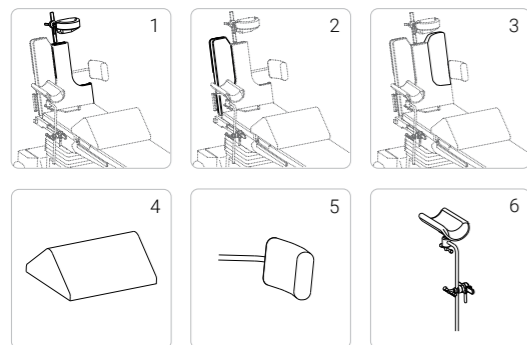


## KPP-35

SET OF ACCESSORIES FOR SURGERIES ON SHOULDER JOINT



LEARN MORE



KPP-35 set includes the following:

- |   |       |
|---|-------|
| 1. Dorsal section                         | 1 pc. |
| 2. Right shoulder section                 | 1 pc. |
| 3. Left shoulder section                  | 1 pc. |
| 4. Pad                                    | 1 pc. |
| 5. Lateral support                        | 1 pc. |
| 6. Leg support with radial serrated clamp | 1 pc. |

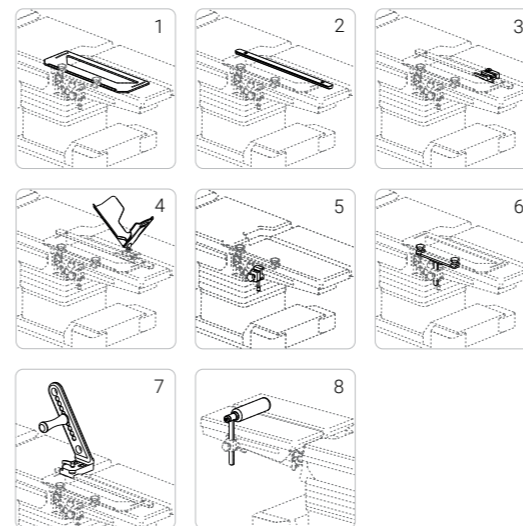



## KPP-36

SET OF ACCESSORIES FOR SURGERIES ON KNEE JOINT



LEARN MORE



KPP-36 set includes the following:

- |                   |        |
|-------------------|--------|
| 1. Base plate     | 1 pc.  |
| 2. Guide rail     | 1 pc.  |
| 3. Sliding member | 1 pc.  |
| 4. Splint         | 1 pc.  |
| 5. Clamp          | 2 pcs. |
| 6. Bracket        | 1 pc.  |
| 7. Support        | 1 pc.  |
| 8. Leg support    | 1 pc.  |

## KPP-37, 38, 39, 40

### POSITIONING ELEMENTS




LEARN MORE




1. Patient back positioning cushion KPP-37

2. Patient lateral positioning cushion KPP-38



3. Spinal surgery cushion KPP-39



4. Patient leg cushion KPP-40

## KPP-41

### PATIENT FOLDING ROLLBOARD




LEARN MORE



KPP-41 set includes the following:

- |                         |       |
|-------------------------|-------|
| 1. Rigid frame          | 1 pc. |
| 2. Movable fabric cover | 1 pc. |

Dimensions (L/W/H):  
1,495x490x7 mm



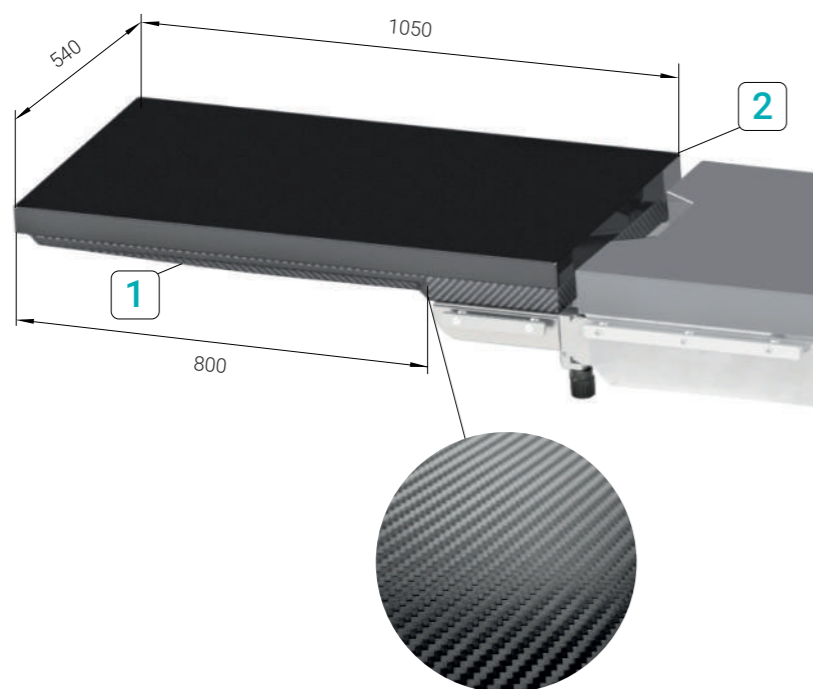


## KPP-42

EXTENDED X-RAY SECTION



LEARN MORE



KPP-42 set includes the following:

- |                       |       |
|-----------------------|-------|
| 1. Carbon fiber panel | 1 pc. |
| 2. Mattress           | 1 pc. |




## KPP-43

ADJUSTABLE INJECTION PLATE



LEARN MORE



KPP-43 set includes the following:

- |                        |       |
|------------------------|-------|
| 1. Quick-release clamp | 1 pc. |
| 2. Arm rest            | 1 pc. |



OBSTETRICS & GYNECOLOGY

# MEDICAL CABINETS

## MEDICAL MODULE SYSTEMS



LEARN MORE

- Combination of medical cabinets integrated into a unified system to create optimal working environment for medical staff
- Designed for storage of medicines, pharmaceuticals, instruments, dressings, medical devices, and tools in medical centers, hospital departments, polyclinics, pharmacies



Coating colors for metallic surfaces



# MEDICAL TALL CABINET UNITS

## MEDICAL MODULE SYSTEMS




Medical tall cabinet unit for storing medicines (with shelves)

Dimensions (W/D/H):  
 - 300x600x2100 mm (707)  
 - 450x600x2100 mm (705)  
 - 600x600x2100 mm (701)



Medical tall cabinet unit for storing medicines (with shelves)

Dimensions (W/D/H):  
 - 900x600x2100 mm (708)



Medical tall cabinet unit for storing medicines for installing the in-built refrigerator (712) for installing built-in fridge and safe (713)

Dimensions (W/D/H):  
 600x600x2100mm




Medical tall cabinet unit for storing medicines (with shelves and mezzanine cabinet)

Dimensions (W/D/H):  
 900x600x2700mm (717)



In-built refrigerator (not included in the delivery set)



Withdrawable plate and in-built safe (dimensions of the safe (W/D/H): 550x480x270 mm)

## MEDICAL TALL CABINET UNITS

### MEDICAL MODULE SYSTEMS



Medical tall cabinet unit for storing medicines (with withdrawable sections)

Dimensions (W/D/H):  
- 600x600x2100 mm (710)



Medical tall cabinet unit for storing catheters

Dimensions (W/D/H):  
- 600x600x2100 mm (741)




Medical tall cabinet unit for storing medicines

Dimensions (W/D/H):  
- 300x600x2100 mm (715)  
- 600x600x2100 mm (711)



Medical tall cabinet unit for storing endoscopes (740)  
for storing endoscopes (glass door) (743)

Dimensions (W/D/H):  
- 600x600x2100 mm



Catheter holders



Height-adjustable removable trays



Recirculator-irradiator



Simultaneous placement of 8 endoscopes

## MEDICAL LOWER CABINET UNITS

### MEDICAL MODULE SYSTEMS



Medical lower cabinet unit for storing tools and dressings (with shelves)

Dimensions (W/D/H):  
- 450x600x850 mm (724)  
- 600x600x850 mm (723)



Medical lower cabinet unit for storing tools and dressings (with shelves)

Dimensions (W/D/H):  
- 900x600x850 mm (725)



Medical lower cabinet unit for medicines (with drawers)

Dimensions (W/D/H):  
- 450x600x850 mm (728)  
- 600x600x850 mm (727)



Medical lower cabinet unit for medicines (with drawers)

Dimensions (W/D/H):  
- 900x600x850 mm (726)



Medical lower cabinet unit for wash basin installation

Dimensions (W/D/H):  
- 450x600x850 mm (730)  
- 430x370x180 mm



Medical lower cabinet unit for wash basin installation

Dimensions (W/D/H):  
- 1200x600x850 mm (731)  
- 900x600x850 mm (738)

Dimensions (W/D/H):  
- 430x370x180 mm



Medical lower cabinet unit with slop hopper

Dimensions (W/D/H):  
- 600x600x850 mm (732)



Medical lower cabinet unit for installation of a gypsum sump

Dimensions (W/D/H):  
- 1200x600x850 mm (734)

## MEDICAL LOWER CABINET UNITS

### MEDICAL MODULE SYSTEMS



Medical lower cabinet unit  
for medical waste  
(with withdrawable sections)

Dimensions (W/D/H):  
- 300x600x850 mm (729)



Medical lower cabinet unit  
for medical waste  
(with withdrawable sections)

Dimensions (W/D/H):  
- 600x600x850 mm (735)



Medical lower cabinet unit  
for medical waste  
(with two withdrawable sections)

Dimensions (W/D/H):  
- 600x600x850 mm (736)



Medical lower cabinet unit  
for storing medicines  
(for installing the in-built  
refrigerator)  
(the fridge is not included in the  
delivery set)

Dimensions (W/D/H):  
- 600x600x850 mm (737)

## TABLE TOPS. ACCESSORIES

### MEDICAL MODULE SYSTEMS

- Not included in the basic package, to be ordered additionally
- Table tops for side-by-side cabinets can be integrated into one seamless element up to 2,400 mm long
- Table tops can be made with one or more (up to four) set-in wash basins (430x370x180 mm)
- Made of stainless steel

## MEDICAL WALL CABINET UNITS

### MEDICAL MODULE SYSTEMS



Medical wall cabinet unit  
for dressings  
(with shelves)

Dimensions (W/D/H):  
- 450x340x600 mm (720)  
- 600x340x600 mm (721)



Medical wall cabinet unit  
for dressings  
(with shelves)

Dimensions (W/D/H):  
- 900x340x600 mm (722)

## MSH

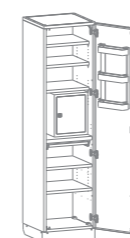
### MEDICAL CABINETS



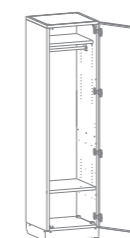
LEARN MORE



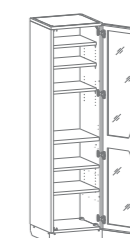
SINGLE-DOOR, DIMENSIONS (W/D/H): 455X460X1,850 MM



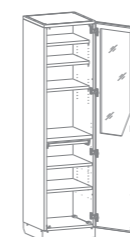
MSH-1-01  
(without safe)  
MSH-1-02  
(with safe)



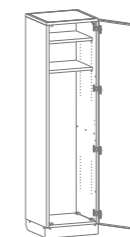
MSH-1-03



MSH-1-04



MSH-1-05

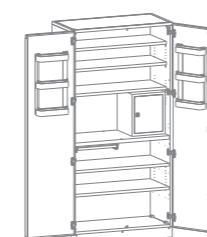


MSH-1-06

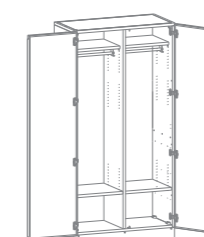


MSH-1-07

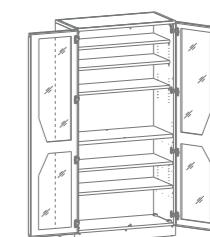
TWO-DOOR, DIMENSIONS (W/D/H): 900X460X1,850 MM



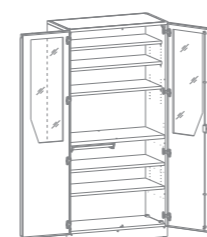
MSH-2-01  
(without safe)  
MSH-2-02  
(with safe)



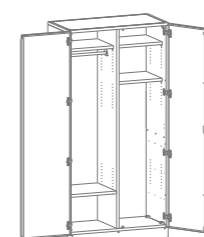
MSH-2-03



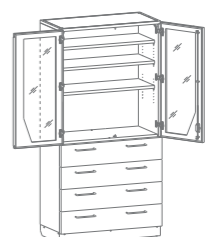
MSH-2-04



MSH-2-05



MSH-2-06



MSH-2-07

## SMM MEDICAL MOBILE RACKS



LEARN MORE

- Designed to equip the central sterilization department (CSD), hospital depots, and stockrooms of various departments
- Made of premium stainless steel
- 4 removable, height-adjustable shelves
- Simple and easy to assemble, shelves can be rearranged without tools



Dimensions (versions):  
length: 830/1030/1230 mm  
width: 600/700 mm  
height: 1750 mm  
Ø 125 mm castors



Dismountable  
rigid construction



Heavy load shelves



Pins for shelves  
and rails



Castors with brakes

## SMS/SMSP MEDICAL STATIONARY/SIDE RACKS

- Designed to equip the central sterilization department (CSD), hospital depots, and stockrooms of various departments
- Made of premium stainless steel
- 6 removable, height-adjustable shelves
- Simple and easy to assemble, shelves can be rearranged without tools



Dimensions (versions):  
length: 800/1000/1200 mm  
width: 410/510/610 mm  
height: 1600/1800/2000 mm



Dismountable  
rigid construction



Heavy load shelves



Pins for shelves  
and rails



Castors with brakes

## SMP MEDICAL STOOLS



LEARN MORE

- Stool base is made of premium stainless steel/aluminum
- Molded seats and backrests are made of integral polyurethane foam
- Color of seat and backrest covers may be chosen (accessory)



### SMPS

Ø370 mm seat  
Seat height adjustment range:  
430...630 mm  
Screw-type mechanism  
Weight max. 12 kg  
Ø 50 mm castors



### SMP

Ø370 mm seat  
Seat height adjustment range:  
430...630 mm  
Screw-type mechanism  
Weight max. 7,5 kg  
Ø 50 mm castors



### SMPP

Ø370 mm seat  
Seat height adjustment range:  
490...630 mm  
Hydraulic jack  
Weight max. 14 kg  
Ø 50 mm castors



### SMPP-01

Ø370 mm seat  
Seat height adjustment range:  
490...630 mm  
Hydraulic jack  
Weight max. 12 kg  
Ø 50 mm castors



### SMPP-02

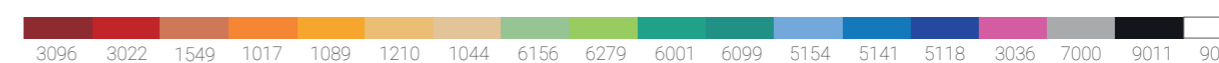
Ø370 mm seat  
Seat height adjustment range:  
480...670 mm  
Pneumatic drive  
Weight max. 13 kg  
Ø 50 mm castors



### SMPP-03

Ø370 mm seat  
Seat height adjustment range:  
480...670 mm  
Pneumatic drive  
Weight max. 11 kg  
Ø 50 mm castors

### Cover colors



## SM-K-A ANESTHESIA TROLLEY

- Designed for convenient arrangement of instruments, medicines, and materials in medical facilities
- Made of premium stainless steel



LEARN MORE



**SM-K-A**

Dimensions (L/W/H):  
- 1060x655x915 mm  
Ø 125 mm castors



**SM-K-A1**

Dimensions (L/W/H):  
- 760x655x915 mm  
Ø 125 mm castors

## SI MEDICAL INSTRUMENT TABLES

- Designed to equip surgical departments of healthcare facilities
- Made of premium stainless steel



**SI-51**

Dimensions (L/W/H):  
- 700x500x900 mm  
Adjustment by foot pedal  
Height adjustment range:  
900...1300 mm  
Ø 80 mm castors



**SI-50**

Dimensions (L/W/H):  
- 700x500x950 mm  
Manual adjustment  
Height adjustment range:  
900...1250 mm  
Ø 80 mm castors



**SI-60**

Dimensions (L/W/H):  
1000x650x850 mm



**SI-60-1**

Dimensions (L/W/H):  
1000x650x850 mm  
(without castors)



**SI-62**

Dimensions (L/W/H):  
1200x725x1000 mm  
Ø 150 mm castors

**SI-60-2**

Dimensions (L/W/H):  
1200x675x850 mm  
Ø 80 mm castors

**SI-61-1**

Dimensions (L/W/H):  
1700x650x850 mm  
(without castors)

**SI-61-2**

Dimensions (L/W/H):  
1800x675x850 mm  
Ø 80 mm castors

## SM-K MEDICAL TABLES

- Used for placing instruments, medical consumables, and medicines in dressing rooms, operating rooms, and other rooms of healthcare facilities
- Push bar for convenient transportation



**SM-K-01**

(stainless steel)

**SM-K-11**

(steel with polymeric coating)

Dimensions (L/W/H):  
- 720x460x805 mm  
Ø 80 mm castors



**SM-K-02**

(stainless steel)

**SM-K-12**

(steel with polymeric coating)

Dimensions (L/W/H):  
- 720x460x805 mm  
Ø 80 mm castors



**SM-K-03**

(stainless steel)

**SM-K-13**

(steel with polymeric coating)

Dimensions (L/W/H):  
- 720x460x905 mm  
Ø 80 mm castors



**SM-K-04**

(stainless steel)

**SM-K-14**

(steel with polymeric coating)

Dimensions (L/W/H):  
- 720x460x905 mm  
Ø 80 mm castors



**SM-K-05**

(stainless steel)

**SM-K-15**

(steel with polymeric coating)

Dimensions (L/W/H):  
- 1040x700x805 mm  
Ø 100 mm castors



**SM-K-06**

(stainless steel)

**SM-K-16**

(steel with polymeric coating)

Dimensions (L/W/H):  
- 1040x700x805 mm  
Ø 100 mm castors



**SM-K-07**

(stainless steel)

**SM-K-17**

(steel with polymeric coating)

Dimensions (L/W/H):  
- 1040x700x905 mm  
Ø 100 mm castors



**SM-K-08**

(stainless steel)

**SM-K-18**

(steel with polymeric coating)

Dimensions (L/W/H):  
- 1040x700x905 mm  
Ø 100 mm castors

## PT, PSK MEDICAL HOLDERS



LEARN MORE

- Made of premium stainless steel



**PT-1**  
Medical bowl holder  
Single 9 L bowl,  
Ø500 mm base  
Height: 850 mm  
Ø 50 mm castors



**PT-2**  
Medical bowl holder  
Two 6.5 L bowls,  
Ø500 mm base  
Height: 850 mm  
Ø 50 mm castors



**PSK-1**  
Stand for dressing  
boxes  
Dimensions (L/W/H):  
- 560x540x1,140 mm

## PM, PIM MEDICAL CONTAINERS AND BUCKETS

- Made of premium stainless steel



**PM-1**  
Waste container  
Dimensions (L/W/H):  
- 420x440x800 mm  
Ø 50 mm castors



**PIM-1**  
Bucket for disposal  
material  
Ø440 mm basis  
Height: 850 mm  
Ø 50 mm castors

## TP-B, TP-SK MEDICAL TROLLEYS

- Made of premium stainless steel



**TP-B**  
Trolley for linen  
Dimensions (L/W/H):  
- 1000x600x1000 mm  
Ø 150 mm castors



**TP-SK1**  
Trolley for dressing boxes  
Dimensions (L/W/H):  
- 1200x725x1000 mm  
Ø 150 mm castors

## SHDV, SHDVP MEDICAL STANDS FOR LONG-LASTING INFUSIONS



LEARN MORE

- Designed for holding bottles and single-use systems with drug solutions used during therapeutic procedures in healthcare facilities
- Stand poles and metal attachments are made of premium stainless steel
- Dismountable construction with lightweight base
- Vibration and shock resistant



**SHDV-1**  
Height: 1855 mm  
No height adjustment  
No castors



**SHDVP-1**  
Height: 1900 mm  
No height adjustment  
Ø 50 mm castors



**SHDVP-3**  
Height adjustment range:  
1,500...2325 mm, by means  
of automatic locking  
Z-base  
Ø 80 mm castors



**SHDV-2**  
Height adjustment range:  
1400...2200 mm, by means  
of screw locking mechanism  
No castors



**SHDVP-2**  
Height adjustment range:  
1430...2230 mm, by means  
of screw locking mechanism  
Ø 50 mm castors



**SHDVP-4**  
Height adjustment range:  
1525...2340 mm, by means  
of automatic locking  
Ø 80 mm castors

## SHMN MEDICAL WALL STANDS



LEARN MORE

**SHMN-1**  
Height adjustment range: 0...500 mm,  
by means of screw locking mechanism  
Fixed to the wall with 2 supporting arms



**SHMN-2**  
Height adjustment range: 0...500 mm,  
by means of screw locking mechanism  
Fixed with 1 wall guide



**SHMN-3**  
Height adjustment range: 0...500 mm,  
by means of screw locking mechanism  
Fixed with 1 wall guide



**SHMN-4**  
No height adjustment  
Fixed with 2 wall guides



### Accessories



Shelf with 2 drawers



Shelf with 1 drawer



Shelf



Ceiling rail and wall rail



Swivel bowl



Plastic bags holder



Gloves and towels  
dispenser holder



Bottle holder



Clamp for wall rail

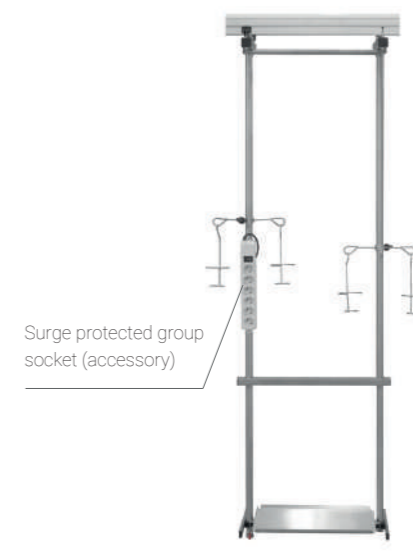


Equipment holder

## SHMP MEDICAL CEILING STANDS

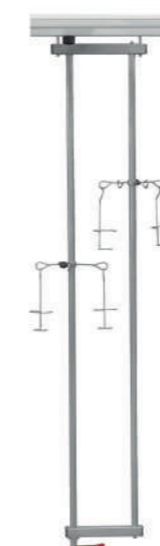


**SHMP-6**  
No telescopic height  
adjustment  
With mechanical clamp and  
- 640x340 mm shelf



Surge protected group  
socket (accessory)

**SHMP-6**  
No telescopic height  
adjustment  
With mechanical clamp and  
- 440x340 mm shelf



**SHMP-4**  
No telescopic height  
adjustment  
With mechanical clamp



**SHMP-3**  
No telescopic height  
adjustment  
With mechanical clamp



**SHMP-1**  
Removable, with  
telescopic height  
adjustment range  
above the floor:  
1500...2000 mm

## SHM MEDICAL SCREENS



**SHMPP-1**  
Suspended medical  
ceiling screen  
Designed to separate  
spaces within healthcare  
facilities  
Ceiling height:  
2500...3500 mm (versions)

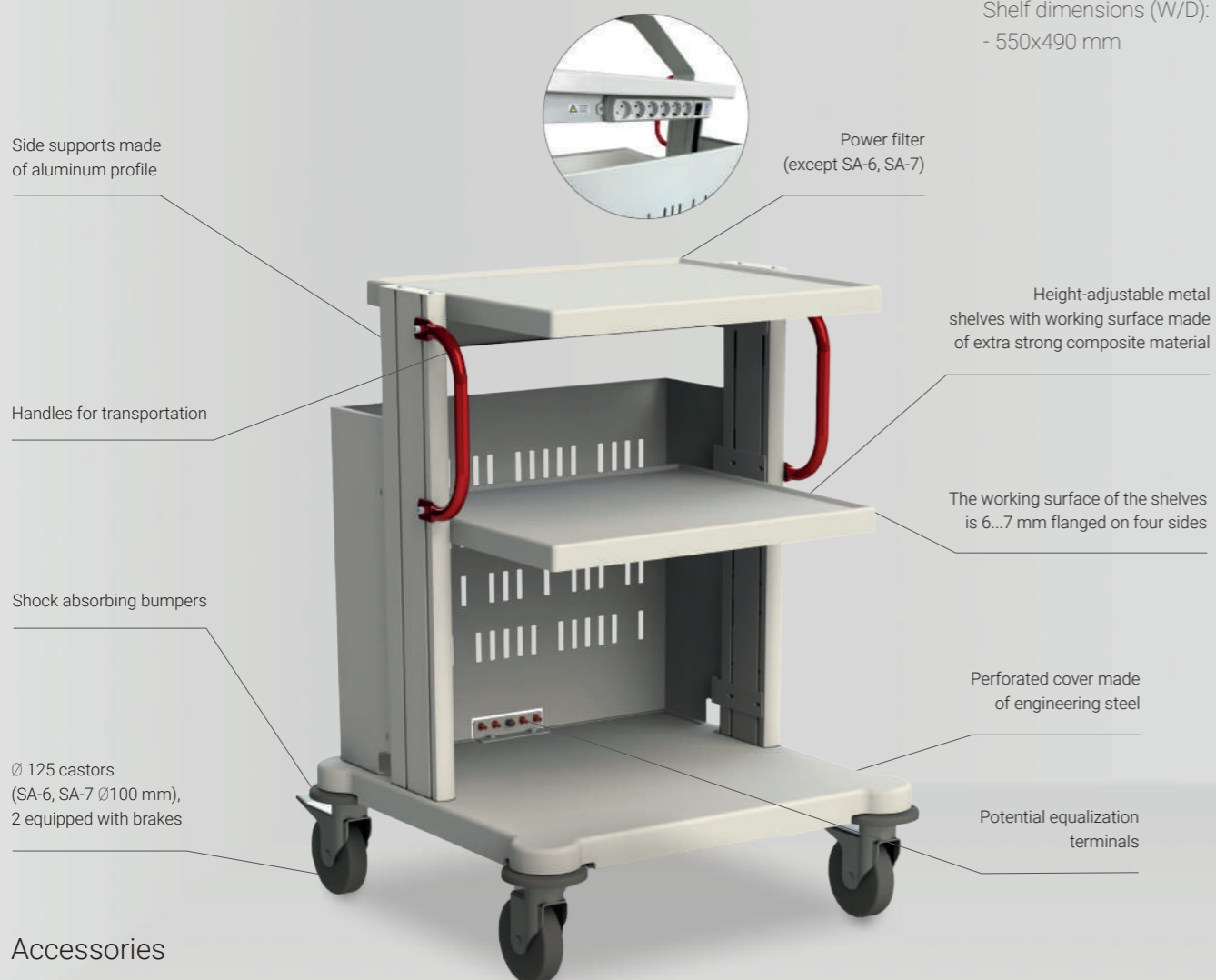


**SH-1**  
Medical screen  
With adjustable support  
and two swivel castors with  
brakes  
The sheet is made of dense  
fabric with polyurethane  
waterproof coating  
Several screens can be  
joined together to form a unit  
Dimensions (L/W/H):  
920x500x1760 mm  
Weight: 5 kg




- Used to house medical diagnostic equipment, instruments, tools, and other medical devices
- Made of engineering steel and aluminum profile coated with polymer paint
- Strong, durable construction, convenient for sanitary treatment

**SA-1**  
Dimensions (L/W/H):  
- 700x660x930 mm  
Shelf dimensions (W/D):  
- 550x490 mm



## Accessories



**SA-2**  
Dimensions (L/W/H):  
- 700x660x1200 mm  
Shelf dimensions (W/D):  
- 550x490 mm



**SA-3**  
Dimensions (L/W/H):  
- 700x660x1470 mm  
Upper shelf dimensions (W/D):  
- 550x300 mm  
Shelf dimensions (W/D):  
550x490 mm



**SA-4**  
Dimensions (L/W/H):  
- 550x655x910 mm  
Shelf dimensions (W/D):  
- 490x400 mm




**SA-5**  
Dimensions (L/W/H):  
- 550x655x1180 mm  
Shelf dimensions (W/D):  
- 490x400 mm



**SA-8**  
Dimensions (L/W/H):  
- 1000x660x1200 mm  
Shelf dimensions (W/D):  
- 850x490 mm



**SA-9**  
Dimensions (L/W/H):  
- 1000x660x1470 mm  
Upper shelf dimensions (W/D):  
- 850x300 mm  
Shelf dimensions (W/D):  
- 850x490 mm



**SA-6**  
Dimensions (L/W/H):  
- 580x620x904 mm  
Shelf dimensions (W/D):  
- 490x400 mm

**SA-6**  
Dimensions (L/W/H):  
- 580x620x1225 mm  
Shelf dimensions (W/D):  
- 490x400 mm

# TM FUNCTIONAL MEDICAL TROLLEYS



LEARN MORE

- Designed to organize the work of medical staff
- Wide range of accessories for various purposes
- Provide maneuverability and silent movement
- Easy to clean and disinfect

## TM-1 (for procedures)

Dimensions (L/W/H):  
- 790x665x1,540 mm

The trolleys include the following:


- Console dispenser
- Plastic bag holder
- Bottle and cups holder
- Pillbox cassette
- Gloves and towels dispenser holder
- Container for collecting used sharp instruments
- Key



## Accessories



Plastic bag holder



Dividing inserts set



Swivel instrumental plate



Container for collecting used sharp instruments



Bottle and cups holder



Infusion stand (except TM 1, 2, 8, 9)



Folding plate



Swivel bowl



Container for waste



Towels holder



Basket



Endoscope holder (except TM 1, 2, 8, 9)

# TM FUNCTIONAL MEDICAL TROLLEYS

## TM-2 (for intensive care)

Dimensions (L/W/H):  
- 790x665x1,540 mm

The trolleys include the following:

- Console dispenser
- Plastic bag holder
- Bottle and cups holder
- Power filter
- Pocket for power filter cord
- Gloves and towels dispenser holder
- Container for collecting used sharp instruments
- Console of intensive care
- Key



## TM-3 (for rounds)

Dimensions (L/W/H):  
- 780x655x890 mm

The trolleys include the following:

- Plastic bag holder
- Basket
- Key



## TM-4 (for plastering)

Dimensions (L/W/H):  
- 780x655x950 mm

The trolleys include the following:

- Plastic bag holder
- Container for collecting used sharp instruments
- Container for waste
- Towel holder
- Small working surface
- Key



## TM-5 (for plastering and care)

Dimensions (L/W/H):  
- 1,080x655x950 mm

The trolleys include the following:

- Plastic bag holder
- Container for collecting used sharp instruments
- Container for waste
- Towel holder
- Large working surface
- Key



## TM-6 (for anesthesia)

Dimensions (L/W/H):  
- 780x655x890 mm

The trolleys include the following:

- Container for collecting used sharp instruments
- Container for waste
- Stainless steel plate
- Container for catheters
- Folding plate
- Key



## TM-7 (for anesthesia)

Dimensions (L/W/H):  
- 1,080x655x890 mm

The trolleys include the following:

- Container for collecting used sharp instruments
- Container for waste
- Stainless steel plate
- Container for catheters
- Folding plate
- Key



## **TM** FUNCTIONAL MEDICAL TROLLEYS



**TM-8**  
(for gynecological room, instrumental)

Dimensions (L/W/H):  
- 705x665x1,310 mm

The trolleys include the following:

- Swivel bowl
- Container for collecting used sharp instruments
- Waste boxes
- Container for waste
- Swivel instrumental plate
- Stainless steel plate
- Removable stainless steel cups
- Open-type bactericidal irradiator
- Key



**TM-9**  
(for gynecological room, instrumental)

Dimensions (L/W/H):  
- 705x665x1,310 mm

The trolleys include the following:

- Power filter
- Pocket for power filter cord
- Colposcope holder console



**TM-10** (for emergency treatment)

Dimensions (L/W/H):  
- 780x655x890 mm

The trolleys include the following:

- Container for waste
- Swivel instrumental plate
- Console of intensive care
- Infusion stand
- Oxygen bottle holder
- Power filter
- Pocket for power filter cord
- Key



**TM-11** (for endoscopy)

Dimensions (L/W/H):  
- 780x655x890 mm

The trolleys include the following:

- Endoscope holder stand
- Container for catheters
- Plastic bag holder
- Key

## **KM** MEDICAL EXAMINATION COUCH

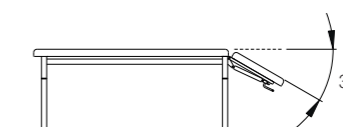
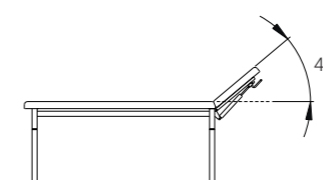


LEARN MORE

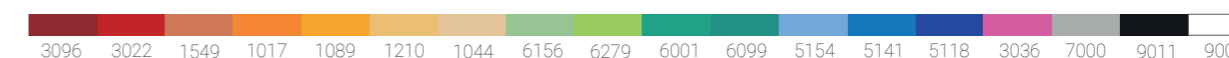
- Multipurpose couch for medical examinations and manipulations
- Durable frame
- Head section with smooth up and down adjustment by means of gas springs



Dimensions	KM-1	KM-2	KM-3	KM-4
Length, mm	1950	1950	1950	1950
Width, mm	650	650	800	800
Height, mm	650	830	650	830
Weight, kg	32	34	36	38



### Upholstery colors



## **NM** MEDICAL NEGATOSCOPES



LEARN MORE

- Antistatic anti-glare glass
- Table or wall mounted
- Independent smooth brightness adjustment for each screening area
- Independent switching on of each screening area
- Low power consumption



Dimensions	NM-1	NM-2	NM-3
Length, mm	405	765	1125
Width, mm	115	115	115
Height, mm	515	515	515
Weight, kg	8	13	18

Max. brightness: (4,200...1,000) cd/m<sup>2</sup>  
 Single screening area size: 360x400 mm  
 Start-up time: 5 s

COLOR MAP OF THE COMPANY

UPHOLSTERY COLORS\*:



3096



3022



1549



1017



1089



1210



1044



6156



6279



6001



6099



5154



5141



5118



3036



7000



9011




9001


\* ATTENTION! Real-life colors may differ: graphic prints or screen images do not provide exact match.

COLOR MAP OF THE COMPANY


UPHOLSTERY MATERIALS (KMM, KMMP)\*:




3372




1599




1591




1298




6292




6291




5367




7230




7225




2003




1015




6027




5012



4003



7035



9016

\* ATTENTION! Real-life colors may differ: graphic prints or screen images do not provide exact match.

**[www.medin.by](http://www.medin.by)**

For more information,  
please visit our website