



KA-01

OBSTETRIC BEDS



# KA-01

## Obstetric beds



Obstetric bed is optimally suited for positioning women in labor in the required position at all stages of pregnancy, during childbirth, and the postnatal period.

The well-thought-out design allows quick and smooth repositioning of the components of the bed using additional accessories that meet specific requirements at all stages of observation and intervention. It provides optimal working conditions for medical personnel, as well as allows to perform non-abdominal obstetric operations.

### Features:

- Provides high level of comfort for women in labor
- A wide range of positions for the natural childbirth
- Ergonomic design for convenient access of the medical personnel to the patient in any position
- Modern materials that withstand repeated sanitization
- Electrical adjustments with the help of the remote control: bed lifting and lowering, longitudinal and back section tilts, as well as leg section height
- Bed lowering for extra comfortable patient positioning
- Leg section adjusted in height and angle
- Convenient patient transportation inside the hospital



# KA-01

## Obstetric beds



### Technical data

#### Bed dimensions, mm:

- length („bed” position);	2050±20
- length („chair” position);	1520±20
- width;	970±20
- min height without mattress;	580±20
- max height without mattress	955±20

#### Mattress dimension, mm:

- length („bed” position);	1900±20
- width;	780±20
- height	100±20

Weight, kg:	200±10
-------------	--------

#### Safety working load, kg:

- for obstetric bed (including additional accessories), among them:	230±10
- for leg section (including additional accessories)	150±10

Longitudinal tilt (for KA-01 - seat section) towards the back section	15°±2°
---	--------

Back section tilt	78°±2°
-------------------	--------

Leg section lifting, mm	250±5
-------------------------	-------

Leg section tilt	16°±2°
------------------	--------

Angle of leg support rotation relative to the vertical axis	360°
---	------

Angle of leg support inclination	30°±2°
----------------------------------	--------

Angle of hand rest inclination	45°±2°
--------------------------------	--------

DC power supply voltage of electric drives, V	24
---	----

Stainless steel basin, L, not more	13
------------------------------------	----

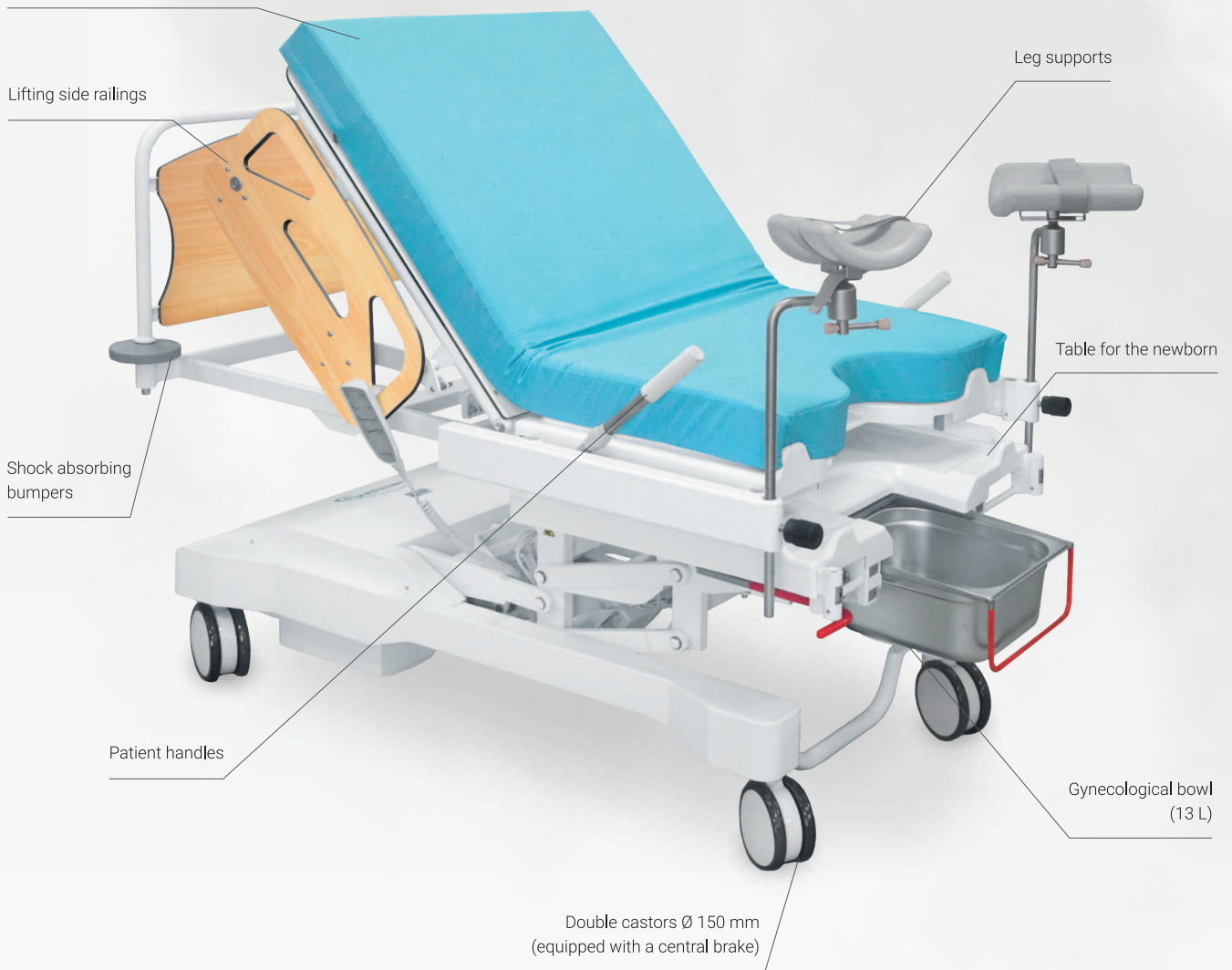
# KA-01

## Obstetric beds



- Provides high level of comfort, safety and ergonomics for the parturient woman and midwifery team
- Comfortable patient transportation within the healthcare facility
- Can be used in bed and chair positions with extensible leg section


Removable anti-bedsore mattress and covers made of waterproof and breathable fabric



Foot rests



Remote controls

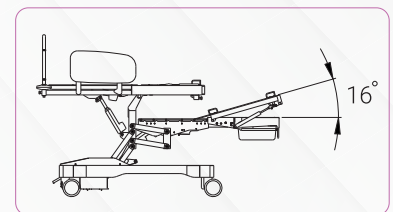
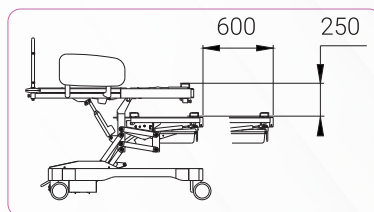
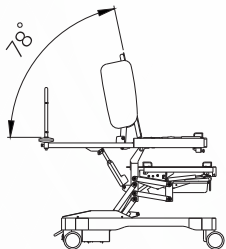
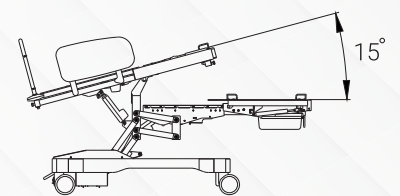
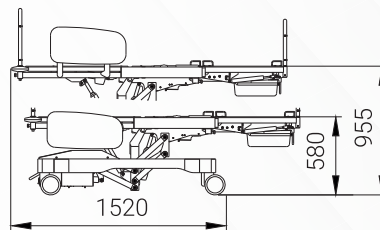
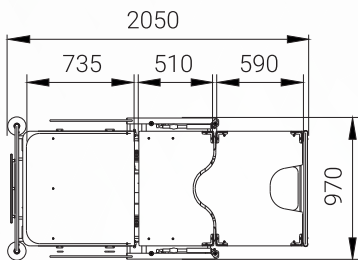


# KA-01


## Obstetric beds



Functions	KA-01	KA-02	KA-03	KA-04
Table top height				
Longitudinal tilt				
Dorsal section tilt				
Leg section height		NO	NO	NO
Leg section tilt		NO	NO	NO



Bed position




# KA-01

## Obstetric beds



### Product Components and Units



- 1 Back section
- 2 Seat section
- 3 Leg section
- 4 Chassis with central brake and straight movement locking pedal
- 5 Elevator frame
- 6 Removable railing
- 7 Down folding side railings
- 8 Remote control for personnel
- 9 Remote control
- 10 Overhead loop
- 11 Hand rest
- 12 Leg supports
- 13 Feet rest
- 14 Stainless steel basin
- 15 Mattress
- 16 Leg section mattress
- 17 Swivel castors
- 18 Handle for leg section shift
- 19 Handle for leg section tilt



Trolley  
for accessories

# KA-01

Obstetric beds



## Additional accessories (optional)



Medical stand  
for infusions



Injection plate



Overhead loop



Pedal control



Basket for magazines



Screen table

